
STATE OF WYOMING

2016

Public Water System Survey Report



Wyoming Water Development Commission
6920 Yellowtail Rd.
Cheyenne, WY 82002
307-777-7626
wwdc.state.wy.us

The Wyoming Water Development Commission

2016 Public Water System Survey Report

During the winter of 2015 into early 2016, the Wyoming Water Development Commission (WWDC) conducted a survey of all known municipal and non-municipal community public water systems in the State of Wyoming. The response to this survey was excellent: out of a potential of 208 surveys, 139 were returned. The WWDC is grateful for the cooperation of the entities that submitted information.

The results of this survey have been summarized in the following reports. All information contained in these reports was submitted by municipalities, special districts, utility companies, or homeowners associations. Data were checked or verified only if a conflict or obvious discrepancy was noted during the data entry process. Some entities responded with incomplete information, and others indicated that systems were closed, incorporated into another entity or so small that the questions on the survey did not apply. Therefore, some data may not appear for certain entities. Water rates, testing costs, and other information may have changed since the survey was completed. If more specific or more current data are necessary, users should contact individual systems.

The WWDC hopes these reports are of benefit to Wyoming communities, agencies and water users. If the information in these reports is inaccurate for your community, please send corrections to the WWDC as the database will be updated on a regular basis.

The 2016 Water System Survey Report consists of six separate reports, each of which is explained in detail within the following *Key to Water System Survey Reports*. This key identifies and defines the individual fields in the reports. Codes used in various fields are explained at the beginning of each report. If the question was not answered a 'no answer', 'unknown' or 'no data' comment was inserted.

If you have any questions, comments or suggestions on this survey or future surveys, please contact:

Jodee Pring
Wyoming Water Development Commission
6920 Yellowtail Rd.
Cheyenne, WY 82002
office: 307-777-7626
jodee.pring@wyo.gov

OR

Jalynda Mckay
Water Resource Data System
1000 E. University Ave.
Laramie, WY 82070
office: 307-766-2741
jmckay6@uwyo.edu

KEY TO WATER SYSTEM SURVEY REPORTS

Report #1: Mailing List

This Report contains the date of last completed survey, entity name & type, EPA's public water systems (PWS) identification number, mailing address, and phone number. Entities that did not respond to the 2016 survey may have incorrect contact information.

Report #2: System Data

System data refers to the source of the entity's water supply, storage, treatment, and volumes of water. The individual fields are defined as follows:

Number of Wells:	The number of wells used by an entity.
Number of Springs:	The number of springs used by an entity.
Surface Water Source:	The surface source of an entity's water supply.
Type of Diversion:	How the surface source is diverted. NA is used for entities with no source of surface water.
Other Water Sources:	The name of other water systems, water systems or municipalities that provide the entity with water supply.
System Capacity:	The total production capabilities of all water sources in the particular entity, expressed in gallons per day (gpd).
Raw/Treated Water Storage:	The maximum values of water storage capacity, raw/treated, in gallons.
Treatment Methods:	Methods the water system currently uses on a regular basis to treat the water supply.

Report #3: System Use

This report contains information pertaining to water system usage, providing information on the total population served, amount of average use, and other factors that may affect water consumption levels. The individual fields are defined as follows:

Total Population Served:	Number of people in the entity receiving water services
Number of Taps Inside & Outside entity:	The number of service connections within the boundaries of the entity. The number of service connections outside the entity boundaries.
Total annual water use by the system:	The total gallons of water used by the water system annually in gallons.
Peak day water use for the system:	The maximum gallons of water used by the system in a 24 hour period in gallons.
Whom do you sell water to:	For those entities that sell water, whom do you sell to?
What is the estimated loss to leakage (gpd and/or %):	The estimated total water lost by the system through leakage in gallons per day or in percentage. Most answers are approximations.

Report #4: Billing Rates

The Billing Rates Report consists of billing information for each entity. The individual fields are defined as follows:

Is the System billed by Meter:	Yes or No, does the entity bill by meter.
Average Monthly Water Bill:	The entity's estimate of the average residential water bill.
Residential Tap Fees:	The dollar amount a person pays to connect his or her home to an entity's water supply.
Residential Base Water Rate:	The dollar amount the entity charges as a base rate. Additional water use above the base rate may increase the total water bill.
Residential Gallons Included in Base Water Rate:	The gallon amount the household can use for the base rate. Many entities allow a certain gallon amount to be used before they charge extra. Others charge a base rate for service and charge an additional amount for all gallons used.
Rate for each 1,000 gallons above the base amount:	The dollar amount per thousand gallons a homeowner must pay after using the specified monthly amount.

Report #5: Fiscal Data

This report consists of the entity's budget and includes the primary breakdown of the annual budget. Details of funding capabilities and liabilities are also covered in this report. The individual fields are defined below:

System Budget:	The total annual operating budget.
Operation & Maintenance:	The annual dollar amount allocated to maintain, repair, and operate the water system.
Water Quality Testing:	The dollar amount of the annual budget that is allocated to meet water quality testing requirements.
Sinking Fund Contributions:	The dollar amount of the annual budget that is allocated to a sinking fund. If the value is zero the entity does not regularly contribute to a sinking fund.
Emergency Replacement Fund:	The dollar amount of the annual budget that is allocated to an emergency replacement fund. If the value is zero the entity does not regularly contribute to a sinking fund.
Water Bill Revenues:	The dollar amount of the annual revenues from water bills.
Tap Fees Revenues:	The dollar amount of the annual revenues from tap fees.
Is The System Self Supporting:	Yes or No, if the revenues generated by billing fully cover the system operating costs.
Other Funding Sources What Are The Sources:	Other organizations or areas of funding that are utilized by the entity to support system construction, repairs or maintenance.

Report #6: Wellhead Protection and Conservation Measures

The Wellhead Protection and Conservation Measures Reports are designed to give additional information on wells located in an entity and the conservation practices in place. The individual fields are defined below:

Number of Wells:	The number of wells used by an entity.
Well Depth:	The depth of all wells located in an entity in feet. In some cases, average depth was given for multiple wells.
Wellhead Protection:	Yes or No, if the entity presently has a wellhead or source water protection plan in place.
Types of Conservation Measures:	Programs supported by the entity to reduce water consumption and increase public awareness about water conservation.
Estimated Water Savings:	Estimated water savings from conservation practices.

*Entities with red font did not respond to the current survey or did not answer, data of last survey completed given.

Wyoming Public Water System Survey General Statistics:

A total of 208 Public Water Systems (PWS) are listed in the WRDS database. From those, 139 Public Water System Entities responded (2013 survey had 143 respondents), 2 are new entities for this survey, 2 are no longer operating, and 6 of the entities contact information was out of date and unreachable. 68 entities have not completed a survey since 2013 at the earliest (*Chart 1*). Survey response methods varied: 59 (28%) were taken online, 46 (22%) were sent in by email, 24 (12%) were sent in by mail, 8 (4%) sent by fax, and 2 entities (1%) phoned in, and 69 (33%) did not respond to the survey (*Chart 2*).

YEAR OF LAST SURVEY THE PWS ENTITY COMPLETED

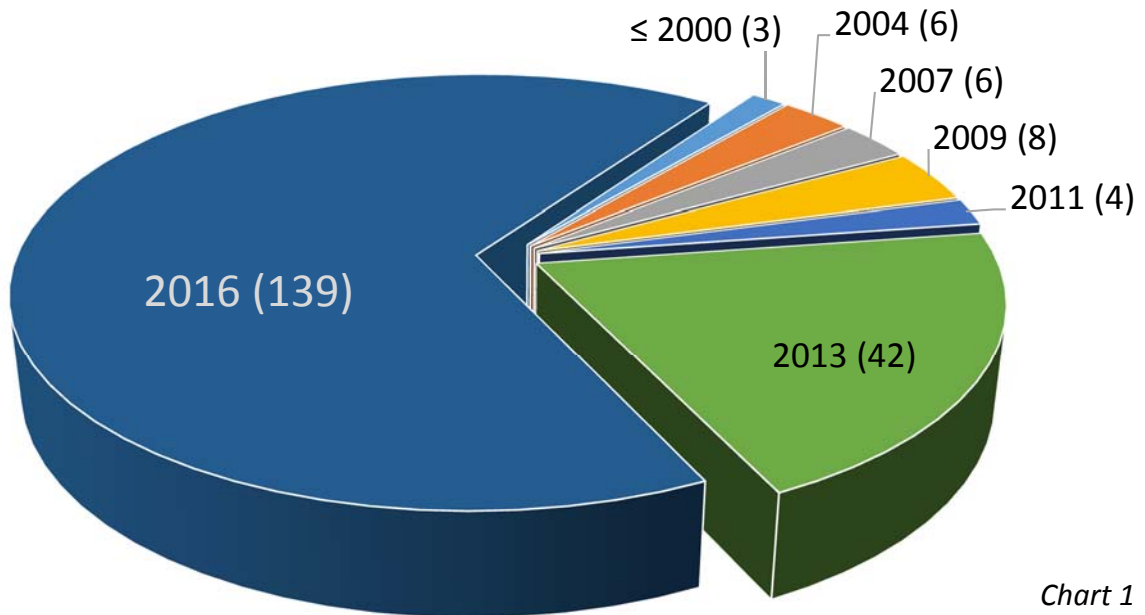


Chart 1

2016 PWS SURVEY RESPONSE RESULTS

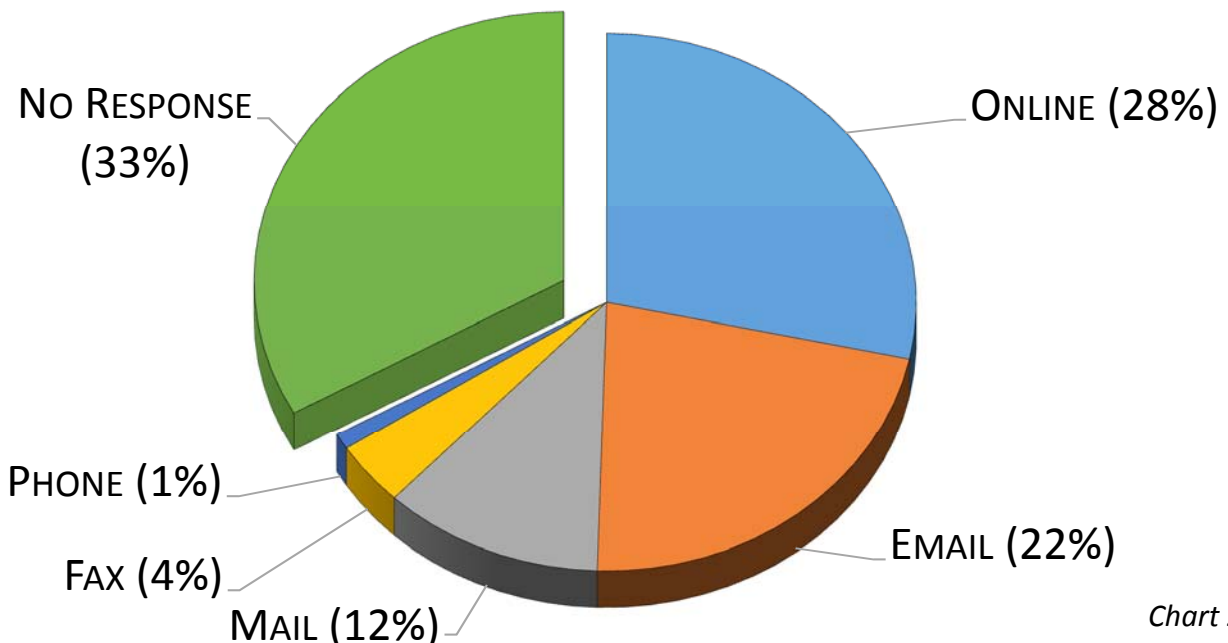


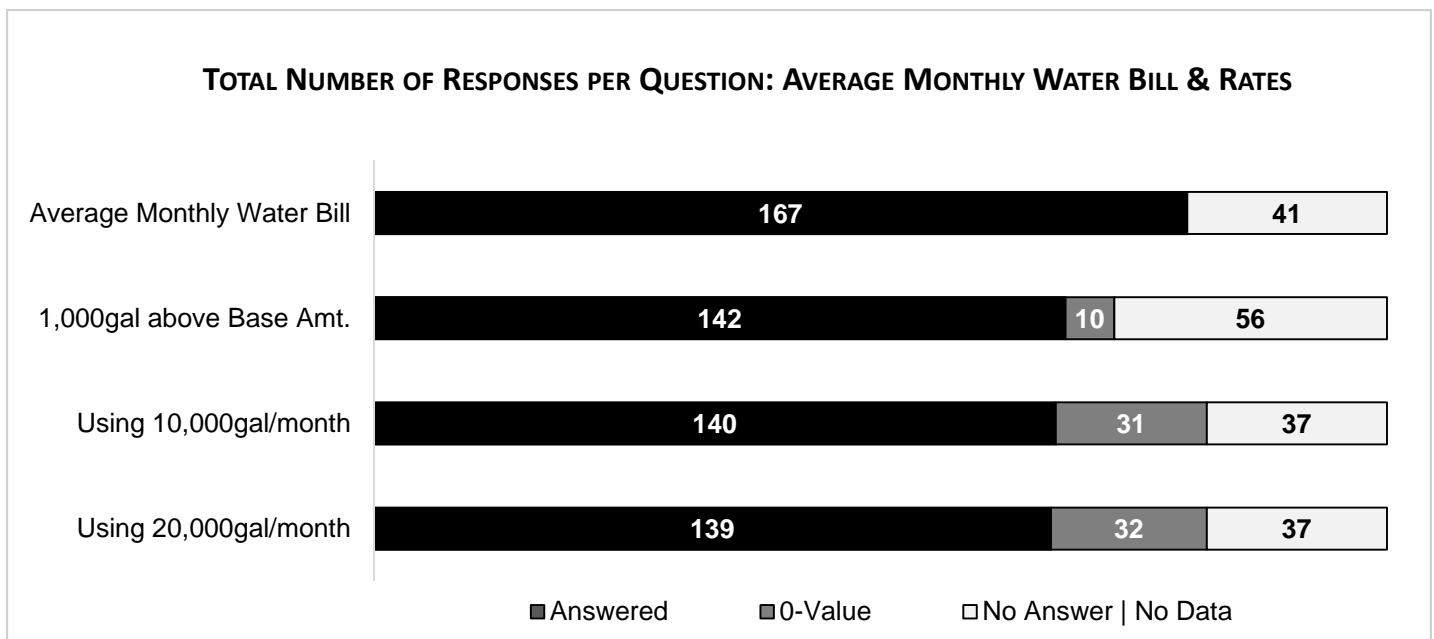
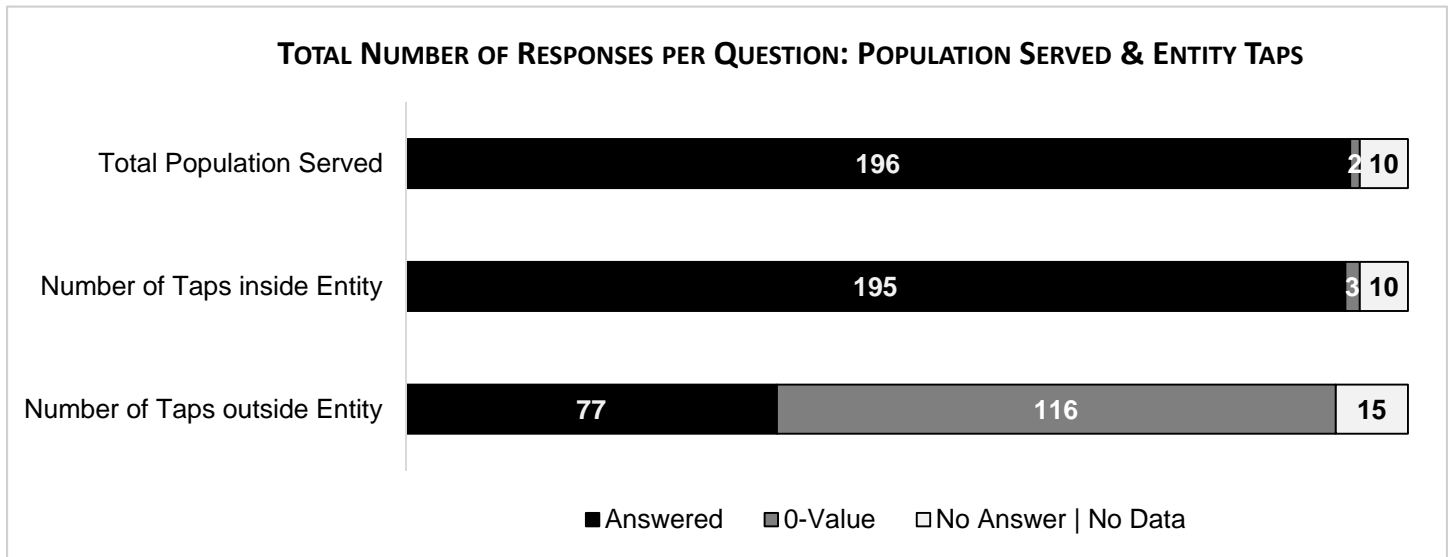
Chart 2

The table below provides basic information for public water use across the state. The survey data were reviewed and tabulated, with unexplained outliers removed to provide averages and totals for water use, rates and general fiscal information.

	Total Amount	Average
Total Population Served	576,898	
Number of Taps in Entity	201,908	
Number of Taps outside Entity	17,282	
Number of Wells	507	
Number of Springs	48	
Total System Capacity (gal/day)	487,622,432	
Total Raw Water Storage (gal)	69,717,397,129	
Total Treated Water Storage (gal)	329,232,521	
Total Annual System Water Use (gal)	49,520,551,356	
Peak Day System Water Use (gal)	279,647,052	
Percentage of System Metered		80%
Residential Tap Fees	\$263,284	\$1,881
Residential Base Water Rate		\$35
Residential: Gallons included in Base Water Rate	1,037,169	
Commercial Tap Fees	\$199,082	\$2,031
Commercial Base Water Rate		\$43
Commercial: Gallons included in Base Water Rate		9,264
Average Monthly Water Bill		\$42
Rate for Each 1,000gal above Base Amount		\$3
Household Bill for Using 10,000gal/month		\$45
Household Bill for Using 20,000gal/month		\$64
Annual Budget for the System	\$247,974,271	\$1,450,142
Annual Operation & Maintenance	\$79,680,260	\$480,002
Annual Water Quality Testing Cost	\$912,013	\$5,302
Emergency Replacement Fund	\$99,255,871	\$781,542
Annual Sinking Fund Contributions	\$5,685,809	\$80,082
Water Bill Revenues	\$1,077,371,105	\$7,481,744

The charts below display the total number of responses per question from the previous table’s questions. If a question in the survey had a response then the number of entities that answered it is displayed in black; if the question had a “0” value entered it is displayed in grey; and if the question was left blank a ‘No Answer | No Data’ label is displayed in white. The number in the column is the total response count for each category.

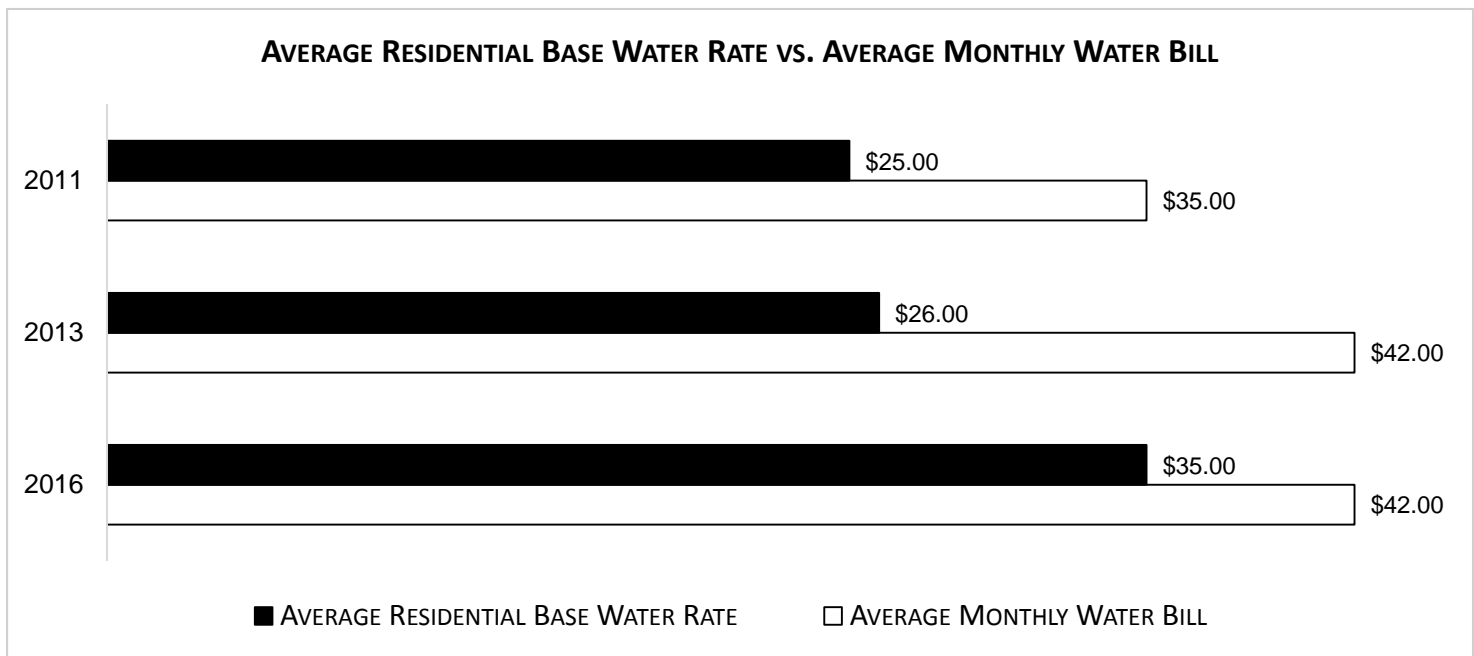
These data give us a sense of data completeness for a given answer as all entities did not answer every question. For example the question “Number of Taps inside an Entity”, 195 entities gave an answer, 3 entities entered in a 0-value and 10 did not answer the question. Therefore 94% of the entities completed this question, and the more times a question is answered the more confident we can be in the general results derived from that question. Whereas, any summary results that we tabulate from a question with fewer responses may not be indicative of a larger trend, making us slightly less confident in the quality of the results.



The following table displays the responses for the yes/no survey questions. If the question was left blank in the survey a 'No Data' response was noted and tabulated in the last column.

	Yes	No	No Data
Bulk Water Sold	79	112	17
Sell Water to Other Entities	33	146	29
The Entity Bills by Meter	150	48	10
Water System Self-Supporting	152	34	22
Wellhead Protection Plan in Place	96	94	18

A comparison of the Average Residential Base Water Rate and Average Monthly Water Bill for the last three survey is shown in the table below. The Y-axis displays data from the year of the survey and the X-axis is the dollar amount. From 2011 to 2016, an increase in the Average Residential Base Water Rate is shown. Whereas the Average Monthly Water Bill had an increase between 2011 and 2013 but between 2013 and 2016 has remained the same.



**Wyoming Water Development Commission
2016 Public Water System Survey
Report #1: Mailing List**

Row Number	Date Survey Received	Name of Entity	Type of Entity	PWS Number	Address	City	State	Zip	County	Phone
1	01/06/2016	Afton, Town of	Municipality	5600002C	PO Box 310	Afton	WY	83110	Lincoln	(307) 885-9831
2	06/21/2013	Air Base Acres Improvement & Service District	District	5600080C	2814 Burris Rd.	Casper	WY	82604	Natrona	(307) 251-2118
3	11/09/2015	Albin, Town of	Municipality	5600189C	430 5th Ave	Albin	WY	82050	Laramie	(307) 246-3386
4	03/05/2009	Alpine, Town of	Municipality	5600156C	PO Box 3070	Alpine	WY	83128	Lincoln	(307) 654-7754
5	06/18/2009	Alta Community Pipeline	Private Company	5600275C	250 E. Dry Creek Rd.	Alta	WY	83414	Teton	(208) 351-0763
6	11/12/2015	American Road Water & Sewer District	Special District	5600968C	PO Box 2874	Gillette	WY	82717	Campbell	(307) 685-8235
7	01/05/2016	Antelope Valley Improvement & Service District	District	5600251C	PO Box 2787	Gillette	WY	82717	Campbell	(307) 682-4452
8	11/23/2015	Aspens/Aspens II Water & Sewer District	District	5600220C	PO BOX 716	Wilson	WY	83014	Teton	(307) 739-9777
9	06/04/2013	Avalon Mobile Manor	Mobile Home Park	5600266C	429 Gardenia Dr.	Cheyenne	WY	82009	Laramie	(307) 635-1645
10	10/13/2015	Baggs, Town of	Municipality	5600058C	PO Box 300	Baggs	WY	82321	Carbon	(307) 383-7335
11	01/19/2016	Bairoil Sewer & Water	Municipality	5600003C	PO Box 58	Bairoil	WY	82322	Sweetwater	(307) 324-7653
12	9/30/2013	Basin, Town of	Municipality	5600004C	Box 599	Basin	WY	82410	Big Horn	(307) 568-3331
13	01/05/2016	Bear River Regional Joint powers Board	JPB	5601019C	81 Elk Drive	Bear River	WY	82930	Uinta	(307) 789-2800
14	06/19/2013	Bedford Water & Sewer, District	District	5600006C	PO Box 4144	Bedford	WY	83112	Lincoln	(307) 883-4144
15	11/12/2015	Bennor Estates Improvement & Service District	Special District	5601596C	PO Box 2544	Gillette	WY	82717	Campbell	(307) 685-8235
16	01/26/2016	Big Horn Regional Joint Powers Board	JPB	5601630C	PO Box 346	Worland	WY	82401	Washakie	(307) 347-4042
17	06/12/2013	Big Piney, Town of	Municipality	5600007C	PO Box 70	Big Piney	WY	83113	Sublette	(307) 260-6362
18	07/03/2013	Big Valley & Crossed Arrows Improvement District	District	5601193C	PO Box 33	Meeteetse	WY	82133	Park	(307) 868-2644
19	02/17/2016	Bridger Valley Joint Powers Board	JPB	5600757C	5716 S HWY 410	Mt. View	WY	82939	Uinta	(307) 782-3130
20	10/23/2015	Buffalo Valley Water District	District	5600435C	PO BOX 321	Moran	WY	83013	Teton	(307) 543-2555
21	01/21/2016	Buffalo, City of	Municipality	5600005C	46 N. Main Street	Buffalo	WY	82834	Johnson	(307) 684-7335
22	02/10/2016	Burlington, Town of	Municipality	5601098C	PO Box 41	Burlington	WY	82411	Big Horn	(307) 762-3502
23	01/27/2016	Burns, Town of	Municipality	5600188C	327 S Main Street	Burns	WY	82053	Laramie	(307) 547-2206
24	08/16/2013	Byron, Town of	Municipality	5600008C	PO Box 5	Byron	WY	82412	Big Horn	(307) 548-7490
25	01/10/2016	Cambria Improvement and Service District	District	5601028C	PO Box 91	Newcastle	WY	82701	Weston	(307) 746-8057
26	01/10/2016	Canyon Improvement and Service District	District	5601632C	PO Box 111	Newcastle	WY	82701	Weston	(307) 746-8057
27	11/13/2015	Casper, City of	Municipality	5601415C	200 N. David Street	Casper	WY	82601	Natrona	(307) 235-8213
28	11/13/2015	Casper, City of Central Wyoming Regional Water System	JPB	5600009C	201 N. David Street	Casper	WY	82601	Natrona	(307) 235-8213
29	09/16/1999	Cedar Hills Water Association	Company	5600780C	PO Box 2917	Gillette	WY	82717	Campbell	(307) 299-9911
30	02/09/2016	Centennial Water District	Municipality	5601232C	14 Fox Creek Rd	Laramie	WY	82070	Albany	(307) 742-5629

*Entities with red font did not respond to the current survey or did not answer, data of last survey completed given.

**Wyoming Water Development Commission
2016 Public Water System Survey
Report #1: Mailing List**

Row Number	Date Survey Received	Name of Entity	Type of Entity	PWS Number	Address	City	State	Zip	County	Phone
31	11/19/2015	Cheyenne Board of Public Utilities, City of	Municipality	5600011C	2416 Snyder Ave	Cheyenne	WY	82003	Laramie	(307) 637-6415
32	01/11/2016	Chugwater, Town of	Municipality	5600200C	PO Box 151	Chugwater	WY	82210	Platte	(307) 422-3369
33	11/11/2015	Clearmont, Town of	Municipality	5600013C	PO Box 127	Clearmont	WY	82835	Sheridan	(307) 758-4465
34	01/05/2016	Clearview Improvement & Service District	Special District	5600091C	PO Box 2634	Rock Springs	WY	82902	Sweetwater	(307) 362-1140
35	10/07/2015	Cody, City of	Municipality	5600207C	PO Box 2200	Cody	WY	82414	Park	(307) 527-7511
36	01/11/2016	Cokeville, Town of	Municipality	5600015C	110 Pine St	Cokeville	WY	83114	Lincoln	(307) 279-3227
37	11/12/2015	Cook Road Water District	Special District	5601399C	PO Box 2682	Gillette	WY	82717	Campbell	(307) 685-8235
38	01/06/2016	Cooper Subdivision Mobile Home Park	Private Company	5601450C	1217 Lane 8	Powell	WY	82435	Park	(307) 202-1260
39	08/28/2007	Country Meadows LLC	Private Company	5600162C	4746 E. Skyline Dr.	Laramie	WY	82070	Albany	(307) 742-6356
40	09/05/2007	Countryside Court	Private Company	5600756C	Box 2974	Mills	WY	82644	Natrona	(307) 265-0925
41	03/11/2009	Countryside Water Users, Inc.	Private Company	5600192C	PO Box 2917	Gillette	WY	82717	Campbell	(307) 299-9911
42	01/26/2016	Cowley, Town of	Municipality	5600206C	PO Box 635	Cowley	WY	82420	Big Horn	(307) 548-7700
43	11/12/2015	Crestview Improvement & Service District (formerly Crestview Estates Subdivision)	Special District	5600853C	PO Box 1626	Gillette	WY	82717	Campbell	(307) 685-8235
44	06/19/2013	Dave Johnston Power Plant	Industrial-Non-transient/ non-community PWS	5600291C	1591 Tank Farm Rd.	Glenrock	WY	82637	Converse	(307) 995-5150
45	11/18/2015	Dayton, Town of	Municipality	5600202C	119 3rd Ave West	Dayton	WY	82836	Sheridan	(307) 655-2217
46	12/09/2015	Deaver, Town of	Municipality	5600016C	PO BOX 207	Deaver	WY	82421	Big Horn	(307) 664-2736
47	06/24/2013	Dillman Estates	Private Homeowners Association	5601248C	7615A Road 39G	Torrington	WY	82240	Goshen	(307) 532-8756
48	10/14/2015	Dixon, Town of	Municipality	5600059C	PO Box 38	Dixon	WY	82323	Carbon	(307) 383-2555
49	01/06/2016	Douglas, City of	Municipality	5600137C	420 W. Grant St.	Douglas	WY	82633	Converse	(307) 358-9750
50	11/04/2015	Dubois, Town of	Municipality	5600177C	PO BOX 555	Dubois	WY	82513	Fremont	(307) 455-2345
51	02/10/2016	East Thermopolis, Town of	Municipality	5600226C	112 East Warren	Thermopolis	WY	82443	Hot Springs	(307) 864-9221
52	06/21/2013	Edgerton, Town of	Municipality	5600017C	PO Box 407	Edgerton	WY	82635	Natrona	(307) 437-6763
53	11/12/2015	Eight Mile Improvement & Service District	Special District	5600829C	PO Box 471	Gillette	WY	82717	Campbell	(307) 685-8235
54	02/01/2016	Elk Mountain, Town of	Municipality	5600065C	PO Box 17	Elk Mountain	WY	82324	Carbon	(307) 348-7388
55	11/25/2015	Encampment, Town of	Municipality	5600060C	PO Box 5	Encampment	WY	82325	Carbon	(307) 327-5501
56	08/10/2009	Etna Water & Sewer District	Municipality	5600157C	PO Box 5031	Etna	WY	83118	Lincoln	(307) 883-4198
57	10/20/2015	Evanston, City of	Municipality	5600150C	1200 Main Street	Evanston	WY	82930	Uinta	(307) 783-6452
58	01/20/2016	Evansville, Town of	Municipality	5600018C	PO Drawer 158	Evansville	WY	82363	Natrona	(307) 234-9678
59	01/28/2016	Evergreen Mobile Home Park LLC	Private Company	5600021C	No Contact Info	Carpenter	WY	82054	Laramie	(307) 630-7564
60	02/20/2011	Fairview Water & Sewer District	Private	5600166C	PO Box 1617	Afton	WY	83110	Lincoln	(307) 887-9077
61	05/02/2013	Force Road Joint Powers Board	JPB	5600148C	PO Box 260	Upton	WY	82730	Weston	(307) 468-2427
62	10/07/2015	Fort Laramie, Town of	Municipality	5600185C	319 N. Laramie Ave.	Fort Laramie	WY	82212	Goshen	(307) 837-2711

*Entities with red font did not respond to the current survey or did not answer, data of last survey completed given.

**Wyoming Water Development Commission
2016 Public Water System Survey
Report #1: Mailing List**

Row Number	Date Survey Received	Name of Entity	Type of Entity	PWS Number	Address	City	State	Zip	County	Phone
63	11/12/2015	Fox Ridge Subdivision Improvement & Service District	Special District	5601615C	PO Box 4314	Gillette	WY	82717	Campbell	(307) 685-8235
64	01/05/2016	Frannie, Town of	Municipality	5600210C	PO Box 72	Frannie	WY	82423	Big Horn/Park	(307) 664-2323
65	11/12/2015	Freedom Hills Improvement and Service District	Special District	5600789C	PO Box 4432	Gillette	WY	82717	Campbell	(307) 685-8235
66	06/14/2004	Freedom Water & Sewer District	District	5600158C	PO Box 325	Thayne	WY	83127	Lincoln	(307) 730-0930
67	04/01/2009	Gardens North Home Owners Association	Private Company	5600774C	1101 E. Park Ave.	Riverton	WY	82501	Fremont	(307) 709-4375
68	01/08/2016	Gillette, City of	Municipality	5600019C	PO Box 3003	Gillette	WY	82716	Campbell	(307) 686-5276
69	11/10/2015	Glendo, Town of	Municipality	5600231C	PO Box 396	Glendo	WY	82213	Platte	(307) 735-4242
70	02/10/2016	Glenrock, Town of	Municipality	5600199C	219 South 3rd	Glenrock	WY	82637	Converse	(307) 436-4294
71	11/12/2015	Grace Land Improvement & Service District	Special District	no data	PO Box 2384	Gillette	WY	82717	Campbell	(307) 685-8235
72	02/01/2002	Granger, Town of	Municipality	5600020C	PO Box 42	Granger	WY	82934	Sweetwater	(307) 875-5557
73	02/01/2016	Greater Smoot Water & Sewer District	District	5601937C	PO Box 76	Smoot	WY	83126	Lincoln	(307) 886-9330
74	10/15/2015	Green River - Rock Springs - Sweetwater County Joint Powers Water Board	JPB	5600050C	PO Box 1299	Green River	WY	82395	Sweetwater	(307) 875-4317
75	12/08/2015	Green River, City of	Municipality	5601181C	50 East 2nd North	Green River	WY	82935	Sweetwater	(307) 872-0548
76	11/27/2015	Green Valley Estates Improvement District	District	5601245C	111 Arrow Blvd.	Gillette	WY	82716	Campbell	(307) 686-3869
77	12/09/2015	Greybull, Town of	Municipality	5600022C	24 South 5th ST	Greybull	WY	82426	Big Horn	(307) 765-9431
78	06/14/2004	Gros Ventre Utility	Company	5600027C	5000 Spring Gulch Rd.	Jackson	WY	83001	Teton	(307) 733-7802
79	06/17/2011	Grover W&S District	District	5600160C	PO Box 325	Thayne	WY	83127	Lincoln	(307) 730-0930
80	12/01/2015	Guernsey, Town of	Municipality	5600023C	PO Box 667	Guernsey	WY	82214	Platte	(307) 836-2335
81	12/09/2015	Hanna, Town of	Municipality	5600025C	PO Box 99	Hanna	WY	82327	Carbon	(307) 325-9424
82	02/03/2016	Happy Valley Pipeline	Private	5600153C	3272 HWY 241	Afton	WY	83110	Lincoln	(307) 887-1626
83	07/01/2013	Hartville, Town of	Municipality	5600186C	PO Box A	Hartville	WY	82215	Platte	(307) 836-2288
84	05/02/2013	Heritage Village Water & Sewer District	District	5600249C	PO Box 260	Upton	WY	82730	Weston	(307) 468-2427
85	09/19/2007	Hudson, Town of	Municipality	5600183C	PO Box 56	Hudson	WY	82515	Fremont	(307) 709-4375
86	06/05/2013	Hulett, Town of	Municipality	5600026C	PO Box 278	Hulett	WY	827270	Crook	(307) 467-5771
87	07/11/2013	Hyattville Service & Improvement District	District	5600209C	PO Box 76	Hyattville	WY	82428	Big Horn	(307) 469-2344
88	10/12/2015	Indian Paintbrush Water District	Special District	5324206C	PO Box 1985	Wilson	WY	83014	Teton	(307) 733-5459
89	06/13/2013	Jackson, Town of	Municipality	5600213C	PO Box 1687	Jackson	WY	83001	Teton	(307) 733-3079
90	07/05/1905	Jamestown-Rio Vista Water & Sewer	no data	5600810C	3700 HWY 374, Suite B	Green River	WY	82935	Sweetwater	(307) 875-9463
91	07/05/1905	Jeffrey City Water & Sewer District	District	5600106C	PO Box 100	Jeffrey City	WY	82310	Fremont	(307) 544-2498
92	08/02/2013	Juby's Mobile Home Park	Private Company	5601496C	938 19th St.	Cody	WY	82414	Park	(307) 899-0576

*Entities with red font did not respond to the current survey or did not answer, data of last survey completed given.

**Wyoming Water Development Commission
2016 Public Water System Survey
Report #1: Mailing List**

Row Number	Date Survey Received	Name of Entity	Type of Entity	PWS Number	Address	City	State	Zip	County	Phone
93	01/15/2016	Kaycee, Town of	Municipality	5600196C	PO Box 265	Kaycee	WY	82639	Johnson	(307) 738-2301
94	01/27/2016	Kemmerer - Diamondville Water & Wastewater Joint Powers Board	JPB	5600028C	PO Box 1020	Kemmerer	WY	83101	Lincoln	(307) 877-2261
95	07/15/2004	Kirby, Town of	Municipality	5600236C	PO Box 78	Kirby	WY	82430	Hot Springs	(307) 921-1919
96	02/11/2016	La Grange, Town of	Municipality	5600788C	PO Box 185	La Grange	WY	82221	Goshen	(307) 834-2466
97	05/29/2013	LaBarge, Town of	Municipality	5600222C	228 S. LaBarge Street	LaBarge	WY	83123	Lincoln	(307) 386-2676
98	11/18/2015	Lance Creek Water & Sewer District	District	5600109C	PO Box 133	Lance Creek	WY	82222	Niobrara	(307) 334-2942
99	11/18/2015	Lander, City of	Municipality	5600176C	204 Lincoln St	Lander	WY	82520	Fremont	(307) 332-2870
100	02/24/2016	Laramie, City of	Municipality	5600029C	PO Box C	Laramie	WY	82073	Albany	(307) 521-5241
101	11/24/2015	Lingle, Town of	Municipality	5600030C	PO Box 448	Lingle	WY	82223	Goshen	(307) 837-2422
102	11/09/2015	Lovell, Town of	Municipality	5600031C	336 Nevada Ave	Lovell	WY	82431	Big Horn	(307) 548-6551
103	05/08/2013	Lucerne Water & Sewer District	District	5600935C	PO Box 611	Thermopolis	WY	82443	Hot Springs	(307) 864-5659
104	01/26/2016	Lusk, Town of	Municipality	5600032C	121 East 2nd	Lusk	WY	82225	Niobrara	(307) 334-3612
105	06/25/2004	Lyman, Town of	Municipality	5600033C	PO Box 300	Lyman	WY	82937	Uinta	(307) 787-6018
106	01/06/2015	Manderson, Town of	Municipality	5600204C	PO Box 96	Manderson	WY	82432	Big Horn	(307) 568-2680
107	06/17/2013	Manville, Town of	Municipality	5600110C	PO Box 107	Manville	WY	82227	Niobrara	(307) 334-2142
108	09/09/2013	Marbleton, Town of	Municipality	5600223C	10700 Hwy 189	Marbleton	WY	83113	Sublette	(307) 276-3815
109	11/12/2015	Meadow Springs Improvement & Service District	Special District	5601507C	PO Box 471	Gillette	WY	82717	Campbell	(307) 685-8235
110	11/12/2015	Means First Extension Water & Sewer District	Special District	5600760C	PO Box 1661	Gillette	WY	82717	Campbell	(307) 685-8235
111	02/01/2016	Medicine Bow, Town of	Municipality	5600034C	PO Box 156	Medicine Bow	WY	82329	Carbon	(307) 379-2225
112	02/09/2016	Meeteetse, Town of	Municipality	5600035C	2044 State St.	Meeteetse	WY	82433	Park	(307) 868-2278
113	12/28/2015	Melody Ranch Improvement & Service District	District	5601440C	PO Box 4337	Jackson	WY	83001	Teton	(307) 733-3665
114	02/10/2016	Midwest, Town of	Municipality	5600201C	PO Box 190	Midwest	WY	82643	Natrona	(307) 473-6513
115	10/14/2015	Miller Lower Mobile Home Park	Private Company	5600051C	6414 N. College Dr.	Cheyenne	WY	82009	Laramie	(307) 634-3286
116	2/10/2016	Mills, Town of	Municipality	5600036C	PO Box 789	Mills	WY	82644	Natrona	(307) 235-1378
117	11/02/2007	Monroe Ave Mobile Home Park	Mobile Home Park	5600179C	PO Box 1601	Rock Springs	WY	82902	Lincoln	(307) 389-6186
118	02/03/2016	Moorcroft, Town of	Municipality	5600037C	PO Box 70	Moorcroft	WY	82721	Crook	(307) 756-3526
119	08/22/2007	Mountain View Estates	District	5601270C	7409 Julia Rd	Cheyenne	WY	82009	Laramie	(307) 637-8419
120	05/07/2013	Mountain View, Town of	Municipality	5600847C	PO Box 249	Mountain View	WY	82939	Uinta	(307) 782-3100
121	01/05/2016	Newcastle, City of	Municipality	5600256C	10 W Warwick	Newcastle	WY	82701	Weston	(307) 746-3535
122	02/10/2016	North End Water Users, Inc. (no longer in service, taken over by Northwest Rural Water 01/2015)		5600043C						
123	08/06/2013	North Platte Water & Sewer District	District	5600081C	PO Box 614	Casper	WY	82602	Natrona	(307) 237-1257
124	11/10/2015	Northwest Rural Water District	District	5601254C	PO Box 2347	Cody	WY	82414	Park	(307) 527-4426
125	02/01/2016	Opal, Town of	Municipality	5600835C	651 N Front St	Opal	WY	83124	Lincoln	(307) 877-3919
126	10/24/2015	Orchard Valley Water Co.	Municipality	5600012C	2209 S. 3rd Ave	Cheyenne	WY	82007	Laramie	(307) 632-0162

*Entities with red font did not respond to the current survey or did not answer, data of last survey completed given.

**Wyoming Water Development Commission
2016 Public Water System Survey
Report #1: Mailing List**

Row Number	Date Survey Received	Name of Entity	Type of Entity	PWS Number	Address	City	State	Zip	County	Phone
127	01/10/2016	Osage Water District	District	5600038C	PO Box 83	Osage	WY	82723	Weston	(307) 746-8057
128	09/30/2015	Osmond Pipeline Company	Private	5600154C	PO Box 858	Afton	WY	83110	Lincoln	(307) 866-9540
129	06/17/2011	Pavillion, Town of	Municipality	5600039C	PO Box 278	Pavillion	WY	82523	Fremont	307-856-4431
130	01/23/2016	Peoples Improvement & Service District	District	5600898C	2308 Grandview Dr	Gillette	WY	82718	Campbell	(307) 682-2060
131	10/27/2015	Pine Bluffs, Town of	Municipality	5600040C	220 Main St.	Pine Bluffs	WY	82082	Laramie	(307) 245-3746
132	12/10/2015	Pine Haven, Town of	Municipality	5600191C	24 Waters Dr	Pine Haven	WY	82721	Crook	(307) 756-9807
133	03/05/2009	Pinedale Municipal Water System	Municipality	5600041C	PO Box 709	Pinedale	WY	82941	Sublette	(307) 749-7771
134	11/12/2015	Pineview Im. & Svc. District (formerly: Glory Hole Homeowners Association)	Special District	5601490C	PO Box 3827	Gillette	WY	82717	Campbell	(307) 685-8235
135	07/03/2013	Pioneer Mobile Home Park	Private Company	5601173C	1104 Wilderness Trail	Green River	WY	82935	Sweetwater	(307) 875-4590
136	11/17/2015	Pioneer Water & Sewer District	District	5600828C	8917 Poison Spider Rd	Casper	WY	82604	Natrona	(307) 472-7300
137	01/11/2016	Pleasant View Water Co, Inc.	Private Water Co.	5600082C	PO Box 443	Mills	WY	82604	Natrona	(307) 266-0048
138	12/09/2015	Poison Spider Improvement & Service District	District	5600073C	PO Box 106	Casper	WY	82602	Natrona	(307) 267-4628
139	11/24/2015	Powell, City of	Municipality	5600042C	270 N Clark St.	Powell	WY	82435	Park	(307) 254-0238
140	11/12/2015	Rafter D Improvement & Service District	Special District	5601609C	PO Box 432	Gillette	WY	82717	Campbell	(307) 685-8235
141	07/05/1905	Rafter J Subdivision Homeowners Association	Homeowners Association	5600822C	PO Box 7692	Jackson	WY	83001	Teton	(307) 880-0427
142	10/07/2015	Raintree Estates	I & S District	5601100C	4510 Parkview Cir	Riverton	WY	82501	Fremont	(307) 857-2546
143	10/28/2015	Ranchester, Town of	Municipality	5600044C	PO Box 695	Ranchester	WY	82839	Sheridan	(307) 655-9702
144	09/25/2013	Rawlins, City of	Municipality	5600045C	P.O Box 953	Rawlins	WY	82301	Carbon	(307) 328-4564
145	01/05/2016	Red Lane Domestic Water, Inc.	Private Company	5600232C	250 HWY 20 N.	Thermopolis	WY	82443	Hot Springs	(307) 864-3265
146	03/29/2011	Ridgewater Improvement District	District	5600285C	PO Box 744	Douglas	WY	82633	Converse	no data
147	07/05/1905	Rivermeadows Water District	District	5600786C	PO Box 9550	Jackson	WY	83002	Teton	(307) 733-3079
148	10/13/2015	Riverside Mobile Home (Trailer) Court	Private Company	5600072C	1250 N. Center	Casper	WY	82601	Natrona	(307) 234-6871
149	11/19/2015	Riverton, City of	Municipality	5600047C	816 N. Federal Blvd.	Riverton	WY	82501	Fremont	(307) 856-3687
150	01/26/2016	Rock River, Town of	Municipality	5600048C	PO Box 280	Rock River	WY	82083	Albany	(307) 378-2386
151	02/02/2016	Rock Springs, City of	Municipality	5601182C	212 D Street	Rock Springs	WY	82901	Sweetwater	(307) 352-1405
152	10/07/2015	Rolling Hills, Town of	Municipality	5600782C	38 S. Badger Rd	Rolling Hills	WY	82637	Converse	(307) 436-5348
153	11/12/2015	Rozet Ranchettes Improvement & Service District	Special District	5601620C	PO Box 3290	Gillette	WY	82717	Campbell	(307) 685-8235
154	10/11/1999	Ryan Park B Tract WC	Company	no data	4011 Frontier Park Rd	Cheyenne	WY	82001	Laramie	no data
155	01/10/2016	Salt Creek Water District	District	5600133C	PO Box 847	Newcastle	WY	82701	Weston	(307) 746-8057
156	06/25/2013	Saratoga, Town of	Municipality	5600061C	PO Box 486	Saratoga	WY	82331	Carbon	(307) 326-8335
157	06/26/2013	Shell Valley West Water & Sewer	District	5601272C	917 W. 5th	Greybull	WY	82426	Big Horn	(307) 765-9201
158	01/13/2016	Shell Water Users, Inc.	District	5600205C	917 W. 5th	Greybull	WY	82426	Big Horn	(307) 765-9201
159	11/16/2015	Sheridan, City of	Municipality	5600052C	PO Box 848	Sheridan	WY	82801	Sheridan	(307) 674-6483
160	11/10/2015	Shoshone Municipal Pipeline	JPB	5601198C	50 Agua Via	Cody	WY	82414	Park	(307) 527-6492

*Entities with red font did not respond to the current survey or did not answer, data of last survey completed given.

**Wyoming Water Development Commission
2016 Public Water System Survey
Report #1: Mailing List**

Row Number	Date Survey Received	Name of Entity	Type of Entity	PWS Number	Address	City	State	Zip	County	Phone
161	12/15/2015	Shoshoni, Town of	Municipality	5600053C	PO Box 267	Shoshoni	WY	82649	Fremont	(307) 876-2515
162	06/28/2013	Sierra Madre Water & Sewer JPB	Joint Powers Board	5601332C	PO Box 263	Encampment	WY	82325	Carbon	(307) 327-5084
163	12/08/2015	Sinclair, Town of	Municipality	5600054C	PO Box 247	Sinclair	WY	82334	Carbon	(307) 324-3058
164	07/05/1905	Skyline Ranch I & S District	District	5600217C	PO Box 53	Teton Village	WY	83025	Teton	(307) 690-5512
165	08/20/2007	Sleepy Hollow Subdivision (formerly Central Campbell County Improvement & Service District)	District	5600764C	6304 Irving Blvd.	Gillette	WY	82718	Campbell	(307) 686-1221
166	09/30/2013	South Big Horn County JPB	JPB	5601454C	PO Box 599	Basin	WY	82410	Big Horn	(307) 568-3331
167	11/16/2015	South Cheyenne Water & Sewer District	District	5600239C	215 E Allison Rd	Cheyenne	WY	82007	Laramie	(307) 635-5608
168	09/30/2015	South Circle Estates Service & Improvement District	District	5601640C	PO Box 332	Ten Sleep	WY	82442	Washakie	(307) 366-2508
169	02/03/2016	South Fork Improvement & Service District	District	5600832C	5407 Roany Rd.	Gillette	WY	82718	Campbell	(307) 682-4208
170	10/13/2015	South of Laramie Water & Sewer District	District	5601393C	2461 County Shop Rd.	Laramie	WY	82070	Albany	(307) 742-8955
171	07/08/2013	South Riverside Acres Water & Improvement District	District	5601072C	11076 E. Platte River Rd.	Evansville	WY	82636	Natrona	(307) 237-7122
172	06/07/2013	South Thermopolis Water & Sewer District	Water District	5601083C	PO Box 889	Thermopolis	WY	82443	Hot Springs	(307) 921-9269
173	12/09/2015	South Torrington Water & Sewer District	Special District	5600168C	371 East 6th Avenue	Torrington	WY	82240	Goshen	(307) 532-3900
174	10/30/2015	South Worland Water Users Corp.	Private Company	5600235C	PO Box 725	Worland	WY	82401	Washakie	(307) 347-2117
175	05/07/2009	Southside Well I&S District	District	5600122C	PO Box 2917	Gillette	WY	82717	Campbell	(307) 299-9911
176	03/28/2000	Spring Creek Improvement District	District	5600811C	PO Box 7692	Jackson	WY	83001	Teton	(307) 880-0427
177	07/30/2004	Squaw Creek Water District	District	5600737C	PO Box 7692	Jackson	WY	83001	Teton	(307) 880-0427
178	10/14/2015	Star Valley Ranch, Town of	Municipality	5600287C	171 Vista Drive	Star Valley Ranch	WY	83127	Lincoln	(307) 883-8693
179	12/24/2015	Star Valley Trailer Court	Private	5601017C	PO Box 1388	Afton	WY	83110	Lincoln	(307) 886-9774
180	11/12/2015	Stone Gate Estates Improvement & Service District	District	5601329C	PO Box 992	Gillette	WY	82717	Campbell	(307) 685-8235
181	05/30/2013	Sundance, City of	Municipality	5600055C	PO Box 542	Sundance	WY	82729	Crook	(307) 283-3451
182	07/31/2009	Sunridge Estates	Private Company	5601225C	1101 E. Park Ave.	Riverton	WY	82501	Fremont	(307) 709-4375
183	01/10/2016	Sunset Ranch Water District	District	5601633C	PO Box 624	Newcastle	WY	82701	Weston	(307) 746-8057
184	11/09/2015	Superior, Town of	Municipality	5600092C	PO Box 40	Superior	WY	82945	Sweetwater	(307) 362-8173
185	10/01/2013	Sylvan Bay Homeowners Assn.	Company	5601111C	853 Burr Dr.	Rock Springs	WY	82901	Sublette	(307) 872-2178
186	01/19/2016	Targhee Town Water District	District	5600787C	PO Box 1137	Alta	WY	83414	Teton	(307) 413-7983
187	07/05/1905	Ten Mile Water & Sewer Dist	District	5601369C	No Contact Info	Rock Springs	WY	82901	Sweetwater	no data
188	02/10/2016	Ten Sleep, Town of	Municipality	5600203C	PO Box 5	Ten Sleep	WY	82442	Washakie	(307) 366-2265
189	01/26/2016	Teton Shadows Home Owners Assoc.	Other	5600724C	470 Sagebrush Dr.	Jackson	WY	83001	Teton	(307) 690-7340
190	12/07/2015	Teton Village Water and Sewer District	District	5600218C	PO Box 586	Teton Village	WY	83025	Teton	(307) 733-9231

*Entities with red font did not respond to the current survey or did not answer, data of last survey completed given.

**Wyoming Water Development Commission
2016 Public Water System Survey
Report #1: Mailing List**

Row Number	Date Survey Received	Name of Entity	Type of Entity	PWS Number	Address	City	State	Zip	County	Phone
191	12/16/2015	Thayne, Town of	Municipality	5600159C	PO Box 298	Thayne	WY	83127	Lincoln	(307) 883-2668
192	01/26/2016	Thermopolis, Town of	Municipality	5600056C	PO Box 603	Thermopolis	WY	82443	Hot Springs	(307) 864-3838
193	11/09/2015	Torrington, City of	Municipality	5600164C	PO Box 250	Torrington	WY	82240	Goshen	(307) 532-2012
194	02/02/2016	Upton, Town of	Municipality	5600140C	PO Box 203	Upton	WY	82730	Weston	(307) 468-2441
195	01/26/2016	Vista West Improvement & Service District	District	5600246C	PO Box 851	Sundance	WY	82729	Crook	(307) 283-2035
196	01/19/2016	Vista West Water Company	Private	5600069C	PO Box 565	Casper	WY	82602	Natrona	(307) 237-2507
197	06/21/2013	Wamsutter, Town of	Municipality	5600105C	231 McCormick St.	Wamsutter	WY	82336	Sweetwater	(307) 328-0468
198	10/13/2015	Wardwell Water & Sewer District	District	5600067C	PO Box 728	Mills	WY	82644	Natrona	(307) 265-7034
199	01/05/2016	Warm Springs Water District	District	5600861C	PO Box 1390	Dubois	WY	82513	Fremont	(307) 455-2296
200	11/23/2015	Washakie Rural Improvement & Service District	District	5601523C	PO Box 212	Worland	WY	82401	Washakie	(307) 342-4737
201	11/23/2015	Water Unlimited Inc.	Private Company	5600132C	3 Seminoe Ave.	Newcastle	WY	82701	Weston	(307) 746-2505
202	01/26/2016	Wessex Improvement & Service District	District	no data	40 O'Neil Circle	Rozet	WY	82727	Campbell	(307) 680-6850
203	06/10/2004	West End Water District	District	5601032C	PO Box 892	Newcastle	WY	82701	Weston	(307) 746-5655
204	11/16/2015	Wheatland, Town of	Municipality	5600187C	600 9th Street	Wheatland	WY	82201	Platte	(307) 322-2962
205	06/10/2013	White Mountain Water & Sewer District	Municipality (District)	5601391C	PO Box 2221	Rock Springs	WY	82901	Sweetwater	(307) 362-3937
206	01/19/2016	Worland, City of	Municipality	5600197C	101 Grace Ave.	Worland	WY	82401	Washakie	(307) 347-8978
207	12/10/2015	Wright Water & Sewer District	District	5600136C	15009 HWY 387	Wright	WY	82732	Campbell	(307) 464-0491
208	11/13/2015	Yoder, Town of	Municipality	5600169C	321 Main Street	Yoder	WY	82244	Goshen	(307) 532-4304

*Entities with red font did not respond to the current survey or did not answer, data of last survey completed given.

**Wyoming Water Development Commission
2016 Public Water System Survey
Report # 2: System Data**

Row Number	Name of Entity	Number of Wells	Number of Springs	Surface Water Source(s)	Type of Diversion(s)	Other Water Sources	Total System Capacity (gal/day)	Total Raw Water Storage (gal)	Total Treated Water Storage (gal)	Treatment Method(s)
1	Afton, Town of	2	3	None	Direct	NA	5,000,000	3,000,000	2,000,000	Disinfection/Chlorination
2	Air Base Acres Improvement & Service District	29	NA	North Platte River	Consecutive System	Central WY Regional Water System	12,500	2,600,000	0	Casper treats water before we get it
3	Albin, Town of	5	0	NA	NA	NA	9,000	0	125,000	Chlorination
4	Alpine, Town of	3	0	NA	Alluvial Wells	NA	750,000	750,000	750,000	Disinfection/Chlorination
5	Alta Community Pipeline	0	1	NA	Springs direct	NA	Unknown	0	0	NA
6	American Road Water & Sewer District	5	0	None	NA	None	27,000	0	110,000	Chlorination
7	Antelope Valley Improvement & Service District	4	0	None	None	None	633,600	0	736,000	Chlorination
8	Aspens/Aspens II Water & Sewer District	4	0	None	None	None	5,700,000	0	0	None
9	Avalon Mobile Manor	1	NA	NA	NA	Ogallala Aquifer	Unknown	14,000	NA	None
10	Baggs, Town of	0	0	Little Snake River	Infiltration gallery	no answer	280,000	0	420,000	Oxidation, coagulation, flocculation, sedimentation and membrane filtration; Filtration; Chlorination; Disinfection
11	Bairoil Sewer & Water	1	1	None	Infiltration-Gallery	Merit Oil Company water supply	2,000,000	0	350,000	Chlorination
12	Basin, Town of	NA	NA	No	NA	Consecutive system fed by South Big Horn Co JPB.	1,152,000	100,000	1,000,000	SBHL JPB disinfects at well head & it's good enough for Basin & Manderson.
13	Bear River Regional Joint powers Board	0	0	NA	NA	NA	0	0	490,000	no answer
14	Bedford Water & Sewer, District	1	1	None	None	None	1,000,000	540,000	0	Chlorination in place, if needed.
15	Bennor Estates Improvement & Service District	1	0	NA	NA	NA	0	0	125,000	Chlorination
16	Big Horn Regional Joint Powers Board	8	0	None	no answer	no answer	8,312,000	0	0	Disinfection/Chlorination
17	Big Piney, Town of	6	0	NA	NA	NA	270,000	270,000	NA	NA
18	Big Valley & Crossed Arrows Improvement District	1	0	None	None	None	24,000	1,500	0	NA
19	Bridger Valley Joint Powers Board	0	0	Blacksfork & Smithsfork Rivers	Surface Direct	NA	3,000,000	0	2,000,000	Conventional Water Treatment Plant
20	Buffalo Valley Water District	2	0	None	NA	NA	36,000	0	40,000	Chlorination
21	Buffalo, City of	1	0	Clear Creek	Surface Direct	Willow Park reservoir	6,000,000	650,000,000	4,350,000	Membrane Filtration; Filtration; Chlorination; Disinfection
22	Burlington, Town of	2	0	NA	NA	None	0	0	400,000	Chlorination
23	Burns, Town of	4	0	None	None	None	662,400	0	400,000	Chlorination
24	Byron, Town of	0	NA	NA	NA	NA	380,000	NA	400,000	Conventional Water Treatment Plant, purchase water from SMP
25	Cambria Improvement and Service District	0	0	None	None	Consecutive of the City of Newcastle	12,000	84,000	84,000	None
26	Canyon Improvement and Service District	1	0	None	None	None	12,000	0	80,000	None
27	Casper, City of	29	0	North Platte River	Surface Direct - Raw Water Pump Station	None	39,000,000	0	26,000,000	Wells - Ozone, corrosion control, chlorination; Surface Water - Flocc/Sed/Filtration - ozone, corrosion control, chlorination

*Entities with red font did not respond to the current survey or did not answer, data of last survey completed given.

**Wyoming Water Development Commission
2016 Public Water System Survey
Report # 2: System Data**

Row Number	Name of Entity	Number of Wells	Number of Springs	Surface Water Source(s)	Type of Diversion(s)	Other Water Sources	Total System Capacity (gal/day)	Total Raw Water Storage (gal)	Total Treated Water Storage (gal)	Treatment Method(s)
28	Casper, City of Central Wyoming Regional Water System	29	0	North Platte River	Surface Direct - Raw Water Pump Station	None	39,000,000	0	26,000,000	Wells - Ozone, corrosion control, chlorination; Surface Water - Floc/Sed/Filtration - ozone, corrosion control, chlorination
29	Cedar Hills Water Association	2	NA	None	NA	None	180	0	88,000	DC
30	Centennial Water District	2	0	no data	no data	no data	150,000	0	60,000	Disinfection
31	Cheyenne Board of Public Utilities, City of	35	0	Hog Park, Seminoe, Rob Roy, Granite Springs, Crystal & North Crow Reservoirs, Lake Owen, & South Crow Diversion Structure	Surface Direct, Infiltration, Well Field, Dams, Reservoirs, Ditches, etc.	Water Right Trades	58,000,000	12,916,750,814	48,877,150	Chlorine gas and Sodium hydrochlorite
32	Chugwater, Town of	3	0	None	None	None	583,200	0	190,000	Chlorination
33	Clearmont, Town of	2	0	None	NA	None	43,200	0	400,000	Chlorination
34	Clearview Improvement & Service District	0	0	Green River - Rock Springs - Sweetwater County Joint Powers Water System	unknown	None	0	0	0	Conventional Water Treatment Plant
35	Cody, City of	0	0	Buffalo Bill Reservoir	Dams	None	1,470,000	833,000	2,800,000	Shoshone Municipal Pipeline Provides the treatment of water for the City of Cody; Conventional Water Treatment Plant
36	Cokeville, Town of	2	0	None	None	None	1,728,000	0	500,000	Chlorination
37	Cook Road Water District	2	0	NA	NA	NA	34,560	0	490,000	Chlorination
38	Cooper Subdivision Mobile Home Park	1	0	NA	no answer	no answer	0	0	0	None
39	Country Meadows LLC	3	NA	NA	no data	Casper Aquifer	NA	0	0	None
40	Countryside Court	1	NA	NA	no data	no data	Unknown	500	no data	None
41	Countryside Water Users, Inc.	3	0	NA	NA	NA	23,400	Unknown	75,000	Disinfection/Chlorination
42	Cowley, Town of	1	0	None	None	None	1,152,000	0	0	None used
43	Crestview Improvement & Service District (formerly Crestview Estates Subdivision)	1	0	NA	NA	Antelope Valley Improvement & Service District	201,600	0	570,000	Chlorination
44	Dave Johnston Power Plant	1	0	North Platte River	Dam		504,000	100,000	5,000	Coagulation, flocculation, conventional filtration, green sand filtration, GAC filtration, Chlorination
45	Dayton, Town of	1	0	Tongue River	Infiltration Gallery	no answer	600,000	0	378,000	Direct filtration, UV, Chlorination
46	Deaver, Town of	0	0	Buffalo Bill Reservoir Shoshone Municipal Pipeline	Surface Direct	Raw Water - Non Potable - Leech field	635,000	20,000	350,000	We buy treated water from SMP
47	Dillman Estates	7	NA	NA	NA	NA	194,400	NA	330	Disinfection/Chlorination

**Entities with red font did not respond to the current survey or did not answer, data of last survey completed given.*

**Wyoming Water Development Commission
2016 Public Water System Survey
Report # 2: System Data**

Row Number	Name of Entity	Number of Wells	Number of Springs	Surface Water Source(s)	Type of Diversion(s)	Other Water Sources	Total System Capacity (gal/day)	Total Raw Water Storage (gal)	Total Treated Water Storage (gal)	Treatment Method(s)
48	Dixon, Town of	0	0	Little Snake River	Infiltration gallery	None	140,000	0	100,000	Filtration; Chlorination; Disinfection
49	Douglas, City of	1	1	North Platte River	Surface Direct	None	5,600,000	0	6,100,000	Filtration; Chlorination; Disinfection
50	Dubois, Town of	2	0	None	None	None	1,400,000	0	1,250,000	Disinfection
51	East Thermopolis, Town of	0	0	no data	no data	We are a consecutive system	0	0	0	no data
52	Edgerton, Town of	unknown	unknown	Platte River	We are a consecutive system-water pipelined from Regional water in Casper, 38 miles.	Salt Creek JPB	2,400,000	0	1,500,000	Conventional Water Treatment Plant-Chloramines
53	Eight Mile Improvement & Service District	1	0	NA	NA	NA	35,000	0	171,000	Disinfection/Chlorination
54	Elk Mountain, Town of	2	0	None	None	None	144,000	0	200,000	Disinfection/Chlorination
55	Encampment, Town of	0	0	North Fork of Encampment River	Surface	no answer	576,000	651,702	329,000	Flocculation, sedimentation, microfiltration, Chlorination
56	Etna Water & Sewer District	1	1	NA	NA	NA	750,000	250,000	0	no data
57	Evanston, City of	4	0	Bear River and Sulphur Creek	Direct and infiltration Gallery	None	18,000,000	45,626,600,000	5,758,200	UV; Filtration; Chlorination; Disinfection; Conventional Water Treatment Plant
58	Evansville, Town of	0	0	None	Surface Direct	None	2,000,000	3,200,000	2,500,000	Conventional Water Treatment Plant
59	Evergreen Mobile Home Park LLC	1	NA	NA	no data	no data	17	no data	2,000	DC
60	Fairview Water & Sewer District	1	0	NA	NA	NA	0	250,000	0	NA
61	Force Road Joint Powers Board	2	0	None	None	None	210,600	0	168,000	Disinfection/Chlorination
62	Fort Laramie, Town of	2	0	None	None	None	191,000	0	125,000	Chlorination; Disinfection
63	Fox Ridge Subdivision Improvement & Service District	1	0	NA	NA	NA	0	0	50,000	Chlorination
64	Frannie, Town of	0	0	None	None	Shoshone Municipal Pipeline	140,000	0	250,000	NA
65	Freedom Hills Improvement and Service District	2	0	NA	NA	NA	200,000	0	80,000	Chlorination
66	Freedom Water & Sewer District	1	NA	None	NA	None	no data	400,000	no data	DC
67	Gardens North Home Owners Association	1	0	NA	NA	NA	178,000	Unknown	100,000	NA
68	Gillette, City of	26	0	NA	NA	NA	14,400,000	0	22,000,000	Disinfection/Chlorination Packed Tower Aerators
69	Glendo, Town of	2	0	NA	NA	NA	550,000	0	485,000	Chlorination
70	Glenrock, Town of	4	0	None	None	None	1,733,000	0	600,000	Chlorination
71	Grace Land Improvement & Service District	1	0	NA	NA	NA	93,600	0	82,000	Chlorination
72	Granger, Town of	0	NA	Green River	SD	None	700	0	500,000	TP
73	Greater Smoot Water & Sewer District	1	2	None	None	None	806,400	500,000	0	No treatment but have the ability for Chlorination
74	Green River - Rock Springs - Sweetwater County Joint Powers Water Board	0	0	1	Surface Direct	None	32,000,000	0	20,500,000	Ozone pretreatment, bio-filtration, and post Chlorination; Conventional Water Treatment Plant

*Entities with red font did not respond to the current survey or did not answer, data of last survey completed given.

Wyoming Water Development Commission
2016 Public Water System Survey
Report # 2: System Data

Row Number	Name of Entity	Number of Wells	Number of Springs	Surface Water Source(s)	Type of Diversion(s)	Other Water Sources	Total System Capacity (gal/day)	Total Raw Water Storage (gal)	Total Treated Water Storage (gal)	Treatment Method(s)
75	Green River, City of	0	0	Green River	Surface Direct	No answer	32,000,000	0	6,300,000	Ozone and Chlorination at Water Treatment Plant
76	Green Valley Estates Improvement District	1	0	NA	NA	NA	103,680	138,000	0	Chlorination
77	Greybull, Town of	3	0	NA	NA	Big Horn Regional	1,500,000	0	1,720,000	Chlorination
78	Gros Ventre Utility	2	NA	no data	AW	None	700	19,000	0	None
79	Grover W&S District	1	1	NA	NA	NA	250	0	220,000	DC
80	Guernsey, Town of	3	0	NA	Alluvial Wells	None	1,900,000	1,000,000	0	Shock Chlorination as needed for either TC+ or other event such as broken water main or new line installation; Chlorination
81	Hanna, Town of	1	0	Rattlesnake Creek	Dam	None	21,000,000	20,000,000	6,000,000	Flocculation, Chlorination, Filtration
82	Happy Valley Pipeline	0	2	None	None	None	0	1,950	1,200	Chlorination
83	Hartville, Town of	2	0	None	Alluvial Wells	Platte River	60,000	0	60,000	Disinfection/Chlorination
84	Heritage Village Water & Sewer District	3	0	None	None	None	518,400	0	200,000	Disinfection/Chlorination
85	Hudson, Town of	10	NA	NA	Alluvial Wells		300	10,000	200,000	DC
86	Hulett, Town of	1	0	NA	NA	NA	500,000	500,000	500,000	Chlorine
87	Hyattville Service & Improvement District	1	0	None	NA	None	315,000	0	0	None
88	Indian Paintbrush Water District	2	1	no answer	no answer	no answer	86,400	40,000	0	None
89	Jackson, Town of	7	0	NA	NA	NA	9,500,000	0	3,430,000	Disinfection/Chlorination
90	Jamestown-Rio Vista Water & Sewer	no data	no data	no data	no data	no data	no data	no data	no data	no data
91	Jeffrey City Water & Sewer District	no data	no data	no data	no data	no data	no data	no data	no data	no data
92	Juby's Mobile Home Park	0	NA	City of Cody	NA	NA	3,500	0	0	City of Cody
93	Kaycee, Town of	2	0	None	None	None	633,600	0	570,000	Chlorination, Calcium Hypochlorite
94	Kemmerer - Diamondville Water & Wastewater Joint Powers Board	0	0	Hams Fork River	Filtration Gallery	NA	5,184,000	0	4,500,000	Filtration Chlorination
95	Kirby, Town of	0	NA	None	NA	Thermopolis	no data	0	50,000	DC
96	La Grange, Town of	2	0	NA	None	None	62,704	300,000	0	None
97	LaBarge, Town of	0	0	1	0	0	600	35,000	600,000	Membrane Filtration
98	Lance Creek Water & Sewer District	2	0	None	None	None	172,800	210,000	210,000	Chlorination
99	Lander, City of	0	0	Middle Fork of Popo Agie River	Surface Direct	NA	8,000,000	0	7,000	CWTP
100	Laramie, City of	9	0	Laramie River	Surface Direct	no answer	16,300,000	0	13,600,000	Disinfection/Chlorination, fluoridation, conventional water treatment plant
101	Lingle, Town of	3	0	None	NA	None	2,376,000	158,000	0	Disinfection/Chlorination as required
102	Lovell, Town of	0	0	NA	NA	Shoshone Municipal Pipeline	0	0	1,300,000	We purchase all our water from Shoshone Municipal Pipeline
103	Lucerne Water & Sewer District	0	0	Consecutive system from Big Horn Regional Water.	Alluvial wells	Town of Thermopolis surface treated water (only for emergency)	16,000	0	200,000	Disinfection/Chlorination
104	Lusk, Town of	4	0	None	None	None	3,852,000	0	1,060,000	Chlorination
105	Lyman, Town of	0	NA	None	NA	Bridger Valley JPB	400	0	0	DC, F, TP
106	Manderson, Town of	2	NA	NA	NA	NA	100	0	70,000	DC

*Entities with red font did not respond to the current survey or did not answer, data of last survey completed given.

**Wyoming Water Development Commission
2016 Public Water System Survey
Report # 2: System Data**

Row Number	Name of Entity	Number of Wells	Number of Springs	Surface Water Source(s)	Type of Diversion(s)	Other Water Sources	Total System Capacity (gal/day)	Total Raw Water Storage (gal)	Total Treated Water Storage (gal)	Treatment Method(s)
107	Manville, Town of	3	0	NA	NA	NA	50,000	50,000	50,000	Disinfection/Chlorination
108	Marbleton, Town of	8	0	None	NA	NA	1,080,000	750,000	750,000	NA
109	Meadow Springs Improvement & Service District	1	0	NA	NA	NA	0	0	17,000	Chlorination
110	Means First Extension Water & Sewer District	3	0	NA	NA	NA	0	0	332,000	Chlorination
111	Medicine Bow, Town of	3	0	1	None	None	305,000	0	1,500,000	Ion Exchange; Chlorination
112	Meeteetse, Town of	0	0	Lower Sunshine Reservoir, Toe Drain	NA	NA	576,000	0	700,000	Microfiltration & Chlorination at Water plant
113	Melody Ranch Improvement & Service District	2	0	NA	NA	NA	1,700,000	0	300,000	Chlorination
114	Midwest, Town of	0	0	None	None	Central Wyoming regional water systems	560,000	0	1,500,000	NA
115	Miller Lower Mobile Home Park	2	0	NA	NA	NA	5,000	320	0	NA
116	Mills, Town of	7	0	North Platte River	Infiltration Gallery	Alluvial Wells under influence	2,000,000	450,000	5,000,000	Filtration; Disinfection
117	Monroe Ave Mobile Home Park	3	NA	Nipper 1,2,3	Alluvial Wells	no data	100	no data	no data	None
118	Moorcroft, Town of	6	0	None	Surface Direct	None	0	0	300,000	Chlorination
119	Mountain View Estates	no data	NA	no data	no data	no data	no data	no data	no data	no data
120	Mountain View, Town of	0	NA	NA	NA	Bridger Valley JPB	NA	NA	NA	NA
121	Newcastle, City of	4	0	None	NA	None	2,500,000	5,500,000	5,500,000	None
122	North End Water Users, Inc. (no longer in service, taken over by Northwest Rural Water -01/2015)	0	0	no data	no data	no data	0	0	0	no data
123	North Platte Water & Sewer District	0	0	NA	NA	City of Casper	NA	0	0	City of Casper
124	Northwest Rural Water District	0	0	Buffalo Bill Reservoir, Shoshone Municipal Pipeline	Infiltration Gallery	None	0	0	1,120,000	Disinfection/Chlorination
125	Opal, Town of	3	0	None	None	None	152,088	280,000	132	Town of Opal uses RO units at every household. The RO unit has three filters. Sedimentation, Activated Carbon, then an RO filter and a Charcoal filter. Filters are changed once a year. Filtration; Chlorination; Disinfection
126	Orchard Valley Water Co.	2	0	NA	NA	None	52,000	10,500	0	None
127	Osage Water District	1	0	None	None	None	46,000	250,000	250,000	Chlorination
128	Osmond Pipeline Company	0	1	NA	NA	NA	504,000	11,000	0	None
129	Pavillion, Town of	5	0	NA	NA	NA	292,000	67,000	225,000	Disinfection/Chlorination
130	Peoples Improvement & Service District	1	0	NA	NA	NA	93,600	0	95,000	Disinfection/Chlorination
131	Pine Bluffs, Town of	5	0	None	Alluvial wells	NA	2,800,000	0	800	Chlorination
132	Pine Haven, Town of	2	0	None	NA	NA	0	0	248,000	Chlorination

*Entities with red font did not respond to the current survey or did not answer, data of last survey completed given.

Wyoming Water Development Commission
2016 Public Water System Survey
Report # 2: System Data

Row Number	Name of Entity	Number of Wells	Number of Springs	Surface Water Source(s)	Type of Diversion(s)	Other Water Sources	Total System Capacity (gal/day)	Total Raw Water Storage (gal)	Total Treated Water Storage (gal)	Treatment Method(s)
133	Pinedale Municipal Water System	0	0	Fremont Lake	NA	NA	10,000	5,539,467,000	700,000	Disinfection/Chlorination
134	Pineview Im. & Svc. District (formerly: Glory Hole Homeowners Association)	1	0	NA	NA	NA	0	0	0	Chlorination
135	Pioneer Mobile Home Park	0	1	City of Green River	River	None	Unknown	0	0	Conventional Water Treatment Plant
136	Pioneer Water & Sewer District	0	0	NA	NA	NA	0	0	0	no answer
137	Pleasant View Water Co, Inc.	0	0	None	None	None	0	0	0	Water is treated by city of Casper
138	Poison Spider Improvement & Service District	0	0	NA	NA	NA	0	0	0	NA
139	Powell, City of	0	0	Shoshone Municipal Pipeline	NA	NA	1,900,000	0	1,900,000	no answer
140	Rafter D Improvement & Service District	1	0	NA	NA	NA	0	0	17,000	Disinfection/Chlorination
141	Rafter J Subdivision Ho Assn	no data	no data	no data	no data	no data	no data	no data	no data	no data
142	Raintree Estates	1	0	NA	NA	NA	18,000	5,000	0	None
143	Ranchester, Town of	0	0	no answer	Surface Direct	None	700	0	1,000,000	DC, FL, TP
144	Rawlins, City of	3	30	North Platte River, Atlantic Rim Reservoir, Peaking Reservoir, Rawlins Reservoir	Springs, Wells	NA	8,000,000	531,000,000	19,000,000	DE Filtration, Actiflow, Chlorination
145	Red Lane Domestic Water, Inc.	0	0	Thermopolis Water	no answer	no answer	0	0	17,000	no answer
146	Ridgewater Improvement District	0	NA	NA	NA	City of Douglas	1,584,000	0	0	NA
147	Rivermeadows Water District	no data	no data	no data	no data	no data	no data	no data	no data	no data
148	Riverside Mobile Home (Trailer) Court	2	0	NA	NA	Consecutive with city	0	0	0	Disinfection/Chlorination
149	Riverton, City of	14	0	Wind River, LeClair Irrigation District canal	Headgate	None	5,500,000	1,000,000	7,350,000	Chlorination; Conventional Water Treatment Plant
150	Rock River, Town of	0	0	NA	1	None	0	0	500,000	Filtration; Chlorination
151	Rock Springs, City of	0	0	NA	NA	GR/RS/SW Co JPWB	16,000,000	0	12,000,000	Chlorination
152	Rolling Hills, Town of	5	0	0	NA	NA	244,800	0	329,000	Chlorination
153	Rozet Ranchettes Improvement & Service District	1	0	NA	NA	NA	0	0	200,000	Disinfection/Chlorination
154	Ryan Park B Tract WC	3	NA	0	NA	0	35	no data	no data	None
155	Salt Creek Water District	1	0	None	None	Water Unlimited & the City of Newcastle	100,000	0	0	None
156	Saratoga, Town of	5	NA	NA	NA	NA	1,500,000	0	2,000,000	Disinfection/Chlorination
157	Shell Valley West Water & Sewer	0	0	NA	None	Buy from Town of Greybull	NA	NA	NA	NA
158	Shell Water Users, Inc.	0	0	None	None	Consecutive to the Town of Greybull	0	0	0	no answer

*Entities with red font did not respond to the current survey or did not answer, data of last survey completed given.

Wyoming Water Development Commission
2016 Public Water System Survey
Report # 2: System Data

Row Number	Name of Entity	Number of Wells	Number of Springs	Surface Water Source(s)	Type of Diversion(s)	Other Water Sources	Total System Capacity (gal/day)	Total Raw Water Storage (gal)	Total Treated Water Storage (gal)	Treatment Method(s)
159	Sheridan, City of	0	0	Twin Lakes	Surface Direct	NA	18,000,000	1,236,316,518	12,500,000	Conventional WTP
160	Shoshone Municipal Pipeline	0	0	2	The Shoshone River below Buffalo Bill Reservoir is used as an emergency source.	The Shoshone River below Buffalo Bill Reservoir is used as an emergency source.	16,500,000	3,168,900,975	5,000,000	Corrosion Control; Filtration; Chlorination; Disinfection; Conventional Water Treatment Plant
161	Shoshoni, Town of	4	0	no answer	confined aquifer Wind River Formation	no answer	500,000	0	500,000	Chlorination
162	Sierra Madre Water & Sewer JPB	3	0	None	None	None	518,000	0	270,000	Disinfection/Chlorination
163	Sinclair, Town of	0	0	North Platte River	Surface Direct	City of Rawlins	720,000	0	360,000	Conventional Water Treatment Plant
164	Skyline Ranch I & S District	no data	no data	no data	no data	no data	no data	no data	no data	no data
165	Sleepy Hollow Subdivision (formerly Central Campbell County Improvement & Service District)	4	NA	NA	no data	no data	1,200	no data	500,000	DC
166	South Big Horn County JPB	2	0	NA	NA	NA	1,200,000	NA	100,000	Disinfection/Chlorination
167	South Cheyenne Water & Sewer District	0	0	NA	NA	NA	0	0	0	NA
168	South Circle Estates Service & Improvement District	1	0	None	None	None	500	0	0	None
169	South Fork Improvement & Service District	1	0	NA	NA	NA	0	0	68,000	no answer
170	South of Laramie Water & Sewer District	0	0	NA	NA	We buy from the city and resell to customers	0	0	300,000	Booster Chlorinate at Pumphouse & water tank
171	South Riverside Acres Water & Improvement District	2	0	0	None	None	70	0	35,000	None
172	South Thermopolis Water & Sewer District	0	NA	None	NA	Thermopolis	38	no data	271,709	no data
173	South Torrington Water & Sewer District	0	0	NA	NA	City of Torrington	0	0	0	NA
174	South Worland Water Users Corp.	0	0	NA	NA	City of Worland	0	0	0	NA
175	Southside Well I&S District	1	0	NA	NA	NA	43,000	0	5,000	Disinfection/Chlorination
176	Spring Creek Improvement District	2	NA	None	NA	None	1,200	no data	no data	DC
177	Squaw Creek Water District	2	NA	None	NA	None	40	0	40,000	DC
178	Star Valley Ranch, Town of	3	1	None	infiltration gallery, collection box	None	300,000	975,000	0	None
179	Star Valley Trailer Court	1	0	None	None	None	0	12,000	0	None
180	Stone Gate Estates Improvement & Service District	2	0	NA	NA	NA	305,000	0	110,000	Disinfection/Chlorination
181	Sundance, City of	4	0	0	NA	0	864,000	930,000	680,000	Disinfection/Chlorination
182	Sunridge Estates	1	0	NA	NA	NA	170,000	0	80,000	Disinfection/Chlorination
183	Sunset Ranch Water District	0	0	None	None	Consecutive Of the City of Newcastle	30,000	0	0	None
184	Superior, Town of	3	0	None	None	None	430,000	150,000	450,000	Filtration; Chlorination
185	Sylvan Bay Homeowners Assn.	0	NA	NA	NA	NA	120	15,000	0	Chlorination

*Entities with red font did not respond to the current survey or did not answer, data of last survey completed given.

**Wyoming Water Development Commission
2016 Public Water System Survey
Report # 2: System Data**

Row Number	Name of Entity	Number of Wells	Number of Springs	Surface Water Source(s)	Type of Diversion(s)	Other Water Sources	Total System Capacity (gal/day)	Total Raw Water Storage (gal)	Total Treated Water Storage (gal)	Treatment Method(s)
186	Targhee Town Water District	3	0	NA	NA	NA	864,000	350	0	None
187	Ten Mile Water & Sewer Dist	no data	no data	no data	no data	no data	no data	no data	no data	no data
188	Ten Sleep, Town of	2	0	None	None	None	0	0	0	NA
189	Teton Shadows Home Owners Assoc.	1	NA	NA	NA	None	Unknown	2,000	NA	Disinfection/Chlorination
190	Teton Village Water and Sewer District	5	0	None	None	None	6,912,000	0	200,000	Chlorination
191	Thayne, Town of	1	1	NA	NA	NA	2,088,000	0	3,000,000	Chlorination
192	Thermopolis, Town of	3	0	Big Horn River	Surface Direct	None	2,300,000	1,800,000	2,300,000	Fluoridation; Filtration; Chlorination; Conventional Water Treatment Plant
193	Torrington, City of	3	0	NA	NA	NA	7,200,000	0	3,000,000	Disinfection, Chlorination, Reverse Osmosis
194	Upton, Town of	3	0	None	None	None	0	0	900,000	Chlorination
195	Vista West Improvement & Service District	2	0	NA	NA	NA	396,000	0	210,000	Chlorination
196	Vista West Water Company	0	0	None	None	Consecutive system with City of Casper Water	0	0	0	no treatment
197	Wamsutter, Town of	3	0	None	NA	NA	1,224,000	2,000	400,000	Disinfection/Chlorination
198	Wardwell Water & Sewer District	0	0	NA	NA	NA	0	0	0	NA
199	Warm Springs Water District	1	0	None	None	None	250,000	0	200,000	Local Point of Use filters; Chlorination; Conventional Water Treatment Plant
200	Washakie Rural Improvement & Service District	0	0	NA	NA	NA	0	0	0	NA
201	Water Unlimited Inc.	1	0	NA	NA	NA	1,728,000	0	0	no answer
202	Wessex Improvement & Service District	1	0	None	None	None	0	0	0	None
203	West End Water District	1	NA	None	NA	None	1,150	0	0	None
204	Wheatland, Town of	8	0	None	None	None	5,760,000	0	3,060,000	Chlorination
205	White Mountain Water & Sewer District	NA	NA	Green River JPB	NA	NA	Unknown	NA	1,000,000	NA
206	Worland, City of	2	0	None	Infiltration Gallery (Madison Formation)	None	5,000,000	0	5,000,000	Chlorination
207	Wright Water & Sewer District	6	0	None	None	None	2,300,000	0	1,500,000	Chlorination
208	Yoder, Town of	4	0	None	None	None	216,000	125,000	0	Chlorination; Disinfection

*Entities with red font did not respond to the current survey or did not answer, data of last survey completed given.

**Wyoming Water Development Commission
2016 Public Water System Survey
Report #3: System Use**

Row Number	Name of Entity	Total Population Served	Number of Taps Inside Entity	Number of Taps Outside Entity	Total Annual Water Use by the System (gal)	Peak Day Water Use for the System (gal)	To Whom is Water Sold?	Estimated Loss to Leakage	
								(gal/day)	(%)
1	Afton, Town of	2,000	1,000	70	357,000,000	2,500,000	NA	unknown	0.00%
2	Air Base Acres Improvement & Service District	200	75	6	2,555	NA	NA	582	
3	Albin, Town of	180	74	0	10,000,000	3,000,000	NA	NA	0.00%
4	Alpine, Town of	750	404	0	73,000,000	200,000	NA	5,000	
5	Alta Community Pipeline	40	17	0	Unknown	Unknown	NA	Unknown	
6	American Road Water & Sewer District	228	76	0	9,059,615	68,680	NA	Unknown	0.00%
7	Antelope Valley Improvement & Service District	1,118	327	8	38,682,000	431,000	Crestview		2.40%
8	Aspens/Aspens II Water & Sewer District	1,400	900	50	200,000,000	1,234,500	Village Road District, Teton County Housing Authority	150,000	0.00%
9	Avalon Mobile Manor	120	42	0	0	NA	NA	NA	
10	Baggs, Town of	435	279	9	23,031,136	204,394	Stanlin Homeowners, North Baggs Water Users Association	3,536	0.00%
11	Bairoil Sewer & Water	150	48	1	7,300,000	70,000	NA	Unknown	0.00%
12	Basin, Town of	1,250	630	no data	50,000,000	400,000	NA	1,000	
13	Bear River Regional Joint powers Board	2,200	475	0	21,847,944	89,400	NA	850	0.00%
14	Bedford Water & Sewer, District	900	386	0	200,000,000	750,000	NA		0
15	Bennor Estates Improvement & Service District	135	45	0	5,056,700	28,155	NA	unknown	0.00%
16	Big Horn Regional Joint Powers Board	15,000	6,515	0	390,900,000	5,500,000	Lucerne Water & Sewer District, City of Worland, Washakie Rural Improvement & service District, Town of Basin, South Big Horn County Water Supply JPB, Town of Greybull	unknown	0.00%
17	Big Piney, Town of	498	255	NA	80,000,000	NA	NA	Unknown	
18	Big Valley & Crossed Arrows Improvement District	67	27	0	610,800	3,600	NA	0	
19	Bridger Valley Joint Powers Board	4,900	560	0	13,585,000	1,800,000	Mt. View & Lyman	no answer	0.00%
20	Buffalo Valley Water District	60	25	0	1,750,000	20,000	NA	unknown	0.00%
21	Buffalo, City of	4,600	2,192	58	531,000,000	3,200,000	NA		3.40%
22	Burlington, Town of	332	130	14	18,000,000	500,000	NA	2,000	0.00%
23	Burns, Town of	305	156	0	27,473,000	225,000	NA	Unknown	0.00%
24	Byron, Town of	593	266	0	20,100,000	no data	NA	5,506	
25	Cambria Improvement and Service District	170	75	0	8,657,000	51,000	NA	unknown	0.00%
26	Canyon Improvement and Service District	100	48	0	3,700,000	13,000	NA		50.00%
27	Casper, City of	60,000	21,542	649	3,998,000,000	29,190,000	Casper - Ardon, Airbase Acres, Vista West, Natrona County International Airport, Pleasant View		5.00%

*Entities with red font did not respond to the current survey or did not answer, data of last survey completed given.

Wyoming Water Development Commission
2016 Public Water System Survey
Report #3: System Use

Row Number	Name of Entity	Total Population Served	Number of Taps Inside Entity	Number of Taps Outside Entity	Total Annual Water Use by the System (gal)	Peak Day Water Use for the System (gal)	To Whom is Water Sold?	Estimated Loss to Leakage	
								(gal/day)	(%)
28	Casper, City of Central Wyoming Regional Water System	26,100	26,100	0	3,998,000,000	29,190,000	9 wholesale entities		5.00%
29	<i>Cedar Hills Water Association</i>	<i>250</i>	<i>76</i>	<i>3</i>	<i>996,815</i>	<i>6,581</i>	<i>None</i>	<i>0</i>	
30	Centennial Water District	200	85	0	11,315,000	50,000	NA	0	0.00%
31	Cheyenne Board of Public Utilities, City of	67,000	23,325	161	12,130,000	35,790,000	Southern Cheyenne Water & Wastewater District and FE Warren Air Force Base		5.77%
32	Chugwater, Town of	212	174	0	15,910,000	143,000	NA	12,000	0.00%
33	Clearmont, Town of	142	80	6	4,436,202	18,820	NA		1.00%
34	Clearview Improvement & Service District	930	340	3	25,837,000	122,423	Sweetwater County Recreation Board		20.00%
35	Cody, City of	9,740	0	0	no answer	no answer	Green Acres Mobile Home Park, Juby's Trailer Park, Pioneer Properties	unknown	0.00%
36	Cokeville, Town of	539	273	3	0	0	NA	NA	0.00%
37	Cook Road Water District	267	89	0	13,971,160	71,129	NA	Unknown	0.00%
38	Cooper Subdivision Mobile Home Park	100	50	0	no answer	no answer	NA	no answer	0.00%
39	<i>Country Meadows LLC</i>	<i>375</i>	<i>111</i>	<i>0</i>	<i>12,154,500</i>	<i>no data</i>	<i>NA</i>	<i>no data</i>	
40	<i>Countryside Court</i>	<i>125</i>	<i>55</i>	<i>0</i>	<i>0</i>	<i>no data</i>	<i>no data</i>	<i>no data</i>	
41	<i>Countryside Water Users, Inc.</i>	<i>274</i>	<i>119</i>	<i>0</i>	<i>10,749,000</i>	<i>76,419</i>	<i>NA</i>	<i>Unknown</i>	
42	Cowley, Town of	670	293	82	75,025,627	102,000	South End Water User District	no answer	0.00%
43	Crestview Improvement & Service District (formerly Crestview Estates Subdivision)	738	175	0	22,488,300	372,642	NA	unknown	0.00%
44	<i>Dave Johnston Power Plant</i>	<i>195</i>	<i>NA</i>	<i>NA</i>	<i>2,920,000</i>	<i>10,000</i>	<i>NA</i>	<i>100</i>	
45	Dayton, Town of	757	362	23	73,000,000	380,000	NA	no answer	5.00%
46	Deaver, Town of	120	101	19	9,400,000	166	only in emergency - Town of Cowley		15.00%
47	<i>Dillman Estates</i>	<i>67</i>	<i>30</i>	<i>0</i>	<i>7,500,000</i>	<i>Unknown</i>	<i>NA</i>	<i>unknown</i>	
48	Dixon, Town of	92	73	6	4,413,472	65,000	NA	1,096	0.00%
49	Douglas, City of	6,120	2,620	124	551,012,639	4,789,263	Lonetree Trailer Park, Chalkbuttes Development, Sundance Meadows and the City of Douglas Community Golf Course	10,000	0.00%
50	Dubois, Town of	971	598	11	75,000,000	417,000	NA		32.00%
51	East Thermopolis, Town of	254	180	1	650,400	25,000	NA		10.50%
52	<i>Edgerton, Town of</i>	<i>195</i>	<i>112</i>	<i>0</i>	<i>10,250,000</i>	<i>50,000</i>	<i>NA</i>	<i>1,500</i>	
53	Eight Mile Improvement & Service District	120	40	0	9,121,843	71,129	NA	Unknown	0.00%
54	Elk Mountain, Town of	200	130	5	9,000,000	60,000	NA	150	0.00%

*Entities with red font did not respond to the current survey or did not answer, data of last survey completed given.

**Wyoming Water Development Commission
2016 Public Water System Survey
Report #3: System Use**

Row Number	Name of Entity	Total Population Served	Number of Taps Inside Entity	Number of Taps Outside Entity	Total Annual Water Use by the System (gal)	Peak Day Water Use for the System (gal)	To Whom is Water Sold?	Estimated Loss to Leakage	
								(gal/day)	(%)
55	Encampment, Town of	450	364	0	22,403,000	41,800	NA	Unknown	0.00%
56	Etna Water & Sewer District	150	65	0	63,000,000	200,000	NA	80	
57	Evanston, City of	12,000	4,600	30	950,450,368	8,500,000	Bear River Joint Powers Board	26,027	0.00%
58	Evansville, Town of	2,550	1,140	108	192,000,000	1,100,000	NA		5.00%
59	Evergreen Mobile Home Park LLC	50	no data	no data	0	no data	no data	no data	
60	Fairview Water & Sewer District	250	83	0	Unknown	no data	NA	no data	
61	Force Road Joint Powers Board	185	62	0	14,519,688	184,014	NA	3,000	
62	Fort Laramie, Town of	200	183	4	720,000,000	115,000	NA	1,500	0.00%
63	Fox Ridge Subdivision Improvement & Service District	111	41	0	4,808,520	27,267	NA	Unknown	0.00%
64	Frannie, Town of	157	91	0	12,895,000	79,700	NA		4.00%
65	Freedom Hills Improvement and Service District	480	160	0	32,300,550	228,406	NA	Unknown	0.00%
66	Freedom Water & Sewer District	120	no data	0	25,550,000	100,000	None	0	
67	Gardens North Home Owners Association	300	120	0	12,800,000	50,000	NA	1,200	
68	Gillette, City of	31,797	10,330	37	1,600,390,000	10,823,000	Town of Moorcroft, Foothills MHP, Westview MHP, Highview MHP, Winland Industrial Park, Red Hills, Southside Well Improvement, Eastview MHP	350,684	8.00%
69	Glendo, Town of	205	163	4	18,862,120	100,000	NA		2.00%
70	Glenrock, Town of	2,760	1,096	0	157,044,000	1,045,000	NA		11.00%
71	Grace Land Improvement & Service District	165	55	0	5,193,186	0	NA	Unknown	0.00%
72	Granger, Town of	170	89	0	18,250,000	100,000	WY Hwy Dept.	no data	
73	Greater Smoot Water & Sewer District	217	147	0	17,463,000	330	NA	50,000	0.00%
74	Green River - Rock Springs - Sweetwater County Joint Powers Water Board	41,500	6	0	3,770,000,000	23,500,000	Cities of Green River and Rock Springs, 3 W&S Districts, Simplot Phosphates		0.00%
75	Green River, City of	12,500	4,300	0	900,000,000	6,000,000	2 Consecutive Systems - Pioneer Park MHP, Desert Trails MHP		8.00%
76	Green Valley Estates Improvement District	150	54	0	no answer	150,000	NA	0	0.00%
77	Greybull, Town of	3,200	1,049	442	220,000,000	1,300,000	NA		19.00%
78	Gros Ventre Utility	200	98	0	54,750,000	400,000	None	100,000	
79	Grover W&S District	400	90	6	22,000,000	150,000	NA	Unknown	
80	Guernsey, Town of	1,157	615	10	150,800,000	1,200,000	NA	unknown	0.00%
81	Hanna, Town of	840	425	3	90,000,000	500,000	NA		8.00%
82	Happy Valley Pipeline	75	25	0	no answer	no answer	NA	no answer	0.00%
83	Hartville, Town of	62	46	0	6,000,000	1,000,000	NA	Unknown	
84	Heritage Village Water & Sewer District	700	232	0	34,011,900	391,300	NA	3,500	

*Entities with red font did not respond to the current survey or did not answer, data of last survey completed given.

**Wyoming Water Development Commission
2016 Public Water System Survey
Report #3: System Use**

Row Number	Name of Entity	Total Population Served	Number of Taps Inside Entity	Number of Taps Outside Entity	Total Annual Water Use by the System (gal)	Peak Day Water Use for the System (gal)	To Whom is Water Sold?	Estimated Loss to Leakage	
								(gal/day)	(%)
85	Hudson, Town of	500	225	4	45,625,000	250,000	no data	no data	
86	Hulett, Town of	385	266	0	29,933,000	no data	NA	no data	
87	Hyattville Service & Improvement District	50	55	0	1,000,000	4,200	NA	0	
88	Indian Paintbrush Water District	160	77	0	18,980,000	60,000	NA	unknown, but minimal	0.00%
89	Jackson, Town of	12,000	3,500	52	1,584,000,000	7,300,000	Saddle Butte and Teton Science School	0	
90	Jamestown-Rio Vista Water & Sewer	no data	no data	no data	no data	no data	no data	no data	no data
91	Jeffrey City Water & Sewer District	no data	no data	no data	no data	no data	no data	no data	no data
92	Juby's Mobile Home Park	500	73	0	115,000	Unknown	NA	0	
93	Kaycee, Town of	263	165	27	32,000,000	320,000	NA		9.00%
94	Kemmerer - Diamondville Water & Wastewater Joint Powers Board	3,393	1,412	0	150,000,000	1,300,000	NA	Unknown	0.00%
95	Kirby, Town of	50	41	2	1,460,000	6,500	None	no data	
96	La Grange, Town of	448	167	1	45,897,600	324,000	NA	Unknown	0.00%
97	LaBarge, Town of	430	256	0	53,052,100	343,800	NA	20,000	
98	Lance Creek Water & Sewer District	25	30	0	8,504,098	20,442	NA	Unknown	0.00%
99	Lander, City of	7,487	3,197	33	425,572,800	0	NA		30.00%
100	Laramie, City of	32,920	9,187	342	2,190,000,000	15,365,000	SLWD, 7 mile WD, 9 mile WD	1,171,110	23.00%
101	Lingle, Town of	468	250	5	48,000,000	750,000	NA		1.00%
102	Lovell, Town of	2,360	970	41	92,556,000	0	NA	67,224	0.00%
103	Lucerne Water & Sewer District	375	125	0	7,000,000	20,000	NA	500	
104	Lusk, Town of	1,564	850	0	356,240,000	840,333	NA	NA	0.00%
105	Lyman, Town of	2,200	692	5	127,555,090	619,677	None	no data	
106	Manderson, Town of	114	73	0	Unknown	Unknown	NA	Unknown	
107	Manville, Town of	90	93	0	2,100,000	46,500	NA	20	
108	Marbleton, Town of	1,094	700	2	110,000,000	560,000	NA	Unknown	
109	Meadow Springs Improvement & Service District	48	16	0	2,149,500	12,253	NA	Unknown	0.00%
110	Means First Extension Water & Sewer District	513	171	0	27,362,732	176,793	NA	Unknown	0.00%
111	Medicine Bow, Town of	386	160	0	32,000,000	75,000	NA	no answer	0.00%
112	Meeteetse, Town of	327	230	12	24,000,000	150,000	NA		12.50%
113	Melody Ranch Improvement & Service District	900	387	0	112,565,000	675,000	NA	43,000	15.00%
114	Midwest, Town of	408	200	4	37,490,000	197,000	NA	200	0.00%
115	Miller Lower Mobile Home Park	36	18	0	no answer	no answer	NA	Unknown	0.00%
116	Mills, Town of	3,465	1,900	50	251,230,000	1,500,000	NA	10,000	0.00%
117	Monroe Ave Mobile Home Park	200	34	no data	0	no data	no data	no data	
118	Moorcroft, Town of	1,009	467	0	107,839,928	0	NA		5.00%
119	Mountain View Estates	no data	no data	no data	0	no data	no data	no data	

*Entities with red font did not respond to the current survey or did not answer, data of last survey completed given.

**Wyoming Water Development Commission
2016 Public Water System Survey
Report #3: System Use**

Row Number	Name of Entity	Total Population Served	Number of Taps Inside Entity	Number of Taps Outside Entity	Total Annual Water Use by the System (gal)	Peak Day Water Use for the System (gal)	To Whom is Water Sold?	Estimated Loss to Leakage	
								(gal/day)	(%)
120	Mountain View, Town of	1,286	540	8	60,745,000	305,000	NA	100,000	
121	Newcastle, City of	4,000	1,800	20	10,000,000	1,840,000	Cambria Water Dist. & Sunset Water Dist.	1,000	0.00%
122	North End Water Users, Inc. (no longer in service, taken over by Northwest Rural Water -01/2015)	0	0	0	0	0			0.00%
123	North Platte Water & Sewer District	varies (Non-Transient Non-Community Water System)	113	0	66,674,287	Unknown	NA	Unknown	
124	Northwest Rural Water District	7,000	2,920	0	168,000,000	0	NA		2.00%
125	Opal, Town of	96	35	0	1,503,689	5,410	Construction businesses, oil field businesses	18,250	0.00%
126	Orchard Valley Water Co.	350	105	0	9,000,000	0	NA	0	0.00%
127	Osage Water District	278	200	3	17,241,000	57,000	Osage Partnership	unknown	0.00%
128	Osmond Pipeline Company	250	68	0	183,960,000	25,000	NA	0	0.00%
129	Pavillion, Town of	165	134	4	6,857,260	25,000	NA	Unknown	
130	Peoples Improvement & Service District	250	64	0	8,750,000	69,933	NA	NA	0.00%
131	Pine Bluffs, Town of	1,150	560	0	13,140,000,000	390,000	NA		2.00%
132	Pine Haven, Town of	495	255	0	20,000,000	180,000	NA	12,000	0.00%
133	Pinedale Municipal Water System	1,800	150	8	487,000,000	2,500,000	NA	1,000	
134	Pineview Im. & Svc. District (formerly: Glory Hole Homeowners Association)	63	21	0	no answer	no answer	NA	Unknown	0.00%
135	Pioneer Mobile Home Park	1,500	300	1	Unknown	Unknown	NA	0	
136	Pioneer Water & Sewer District	1,500	349	0	40,000,000	220,000	NA	22,000	0.00%
137	Pleasant View Water Co, Inc.	120	37	0	3,833	0	NA		11.00%
138	Poison Spider Improvement & Service District	210	91	1	9,000,000	60,000	NA	Unknown	0.00%
139	Powell, City of	6,314	2,654	22	220,594,304	1,215,000	NA		19.81%
140	Rafter D Improvement & Service District	48	16	0	3,801,170	29,521	NA	Unknown	0.00%
141	Rafter J Subdivision Ho Assn	no data	no data	no data	no data	no data	no data	no data	
142	Raintree Estates	75	30	0	no answer	9,000	NA	no answer	0.00%
143	Ranchester, Town of	840	393	0	51,583,000	344,000	NA	unknown	0.00%
144	Rawlins, City of	9,006	3,664	300	684,979,000	4,421,000	Town of Sinclair	Unknown	
145	Red Lane Domestic Water, Inc.	60	60	0	4,000,000	21,000	NA		10.00%
146	Ridgewater Improvement District	300	93	0	8,297,600	1,675,300	NA	Unknown	
147	Rivermeadows Water District	no data	no data	no data	no data	no data	no data	no data	
148	Riverside Mobile Home (Trailer) Court	200	206	0	no answer	0	NA	unknown	0.00%
149	Riverton, City of	10,615	4,312	0	487,420,992	3,500,000	NA		0.00%
150	Rock River, Town of	245	156	2	21,300,000	120,000	NA	0	0.00%

*Entities with red font did not respond to the current survey or did not answer, data of last survey completed given.

**Wyoming Water Development Commission
2016 Public Water System Survey
Report #3: System Use**

Row Number	Name of Entity	Total Population Served	Number of Taps Inside Entity	Number of Taps Outside Entity	Total Annual Water Use by the System (gal)	Peak Day Water Use for the System (gal)	To Whom is Water Sold?	Estimated Loss to Leakage	
								(gal/day)	(%)
151	Rock Springs, City of	28,000	8,481	1,246	1,987,693,000	14,100,000	NA	1,177,912	0.00%
152	Rolling Hills, Town of	450	158	3	24,329,142	NA	NA	Unknown	
153	Rozet Ranchettes Improvement & Service District	72	55	0	1,531,300	7,171	NA	Unknown	0.00%
154	Ryan Park B Tract WC	no data	34	no data	no data	no data	None		
155	Salt Creek Water District	480	204	1	36,756	130,000	Ma Ha Energy	unknown	0.00%
156	Saratoga, Town of	1,800	980	30	175,000,000	1,200,000	Old Baldy Club	50,000	
157	Shell Valley West Water & Sewer	40	30	0	520,000	150,000	NA	390	
158	Shell Water Users, Inc.	35	25	0	350,000	110,000	NA		3.00%
159	Sheridan, City of	17,444	7,192	1,823	1,493,378,048	9,898,000	Downer Neighborhood water & sewer district		10.00%
160	Shoshone Municipal Pipeline	25,700	13	10,901	1,101,659,008	5,517,000	Cities of; Cody, Powell; Towns of; Byron, Lovell, Deaver, Frannie; and the Northwest Rural Water District	57,534	0.00%
161	Shoshoni, Town of	650	477	0	56,700,000	250,000	NA	NA	0.00%
162	Sierra Madre Water & Sewer JPB	180	111	0	8,899,640	47,000	NA	None	
163	Sinclair, Town of	433	240	3	22,000,000	400,000	Sinclair Wyoming Refinery	unknown	0.00%
164	Skyline Ranch I & S District	no data	no data	no data	no data	no data	no data	no data	
165	Sleepy Hollow Subdivision (formerly Central Campbell County Improvement & Service District)	1,800	430	no data	82,125,000	600,000		50,000	
166	South Big Horn County JPB	1,000	210	2	93,000,000	450,000	Town of Basin, Town of Manderson, & South Big Horn Co Water District.	500	
167	South Cheyenne Water & Sewer District	9,200	2,000	0	304,838,016	1,500,000	NA		6.00%
168	South Circle Estates Service & Improvement District	33	12	3	0	0	NA	unknown	0.00%
169	South Fork Improvement & Service District	138	45	0	4,981,779	24,946	NA		6.00%
170	South of Laramie Water & Sewer District	500	229	0	14,414,000	68,000	NA	5	12.00%
171	South Riverside Acres Water & Improvement District	35	35	0	NA	NA	NA	0	
172	South Thermopolis Water & Sewer District	112	112	0	no data	no data	None	no data	
173	South Torrington Water & Sewer District	450	216	0	19,711,000	94,000	NA	unknown	0.00%
174	South Worland Water Users Corp.	355	169	0	21,196,000	98,258	NA	19	20.00%
175	Southside Well I&S District	65	19	0	2,000,000	13,000	NA	25	
176	Spring Creek Improvement District	no data	60	1	27,375,000	150,000	Spr. Cr. Equestrian	no data	
177	Squaw Creek Water District	155	68	0	5,840,000	40,000	NA	no data	
178	Star Valley Ranch, Town of	1,600	1,057	9	89,500,000	650,000	NA	0	0.00%
179	Star Valley Trailer Court	72	35	0	2,340,000	6,500	NA	350	5.00%
180	Stone Gate Estates Improvement & Service District	160	67	0	21,607,292	154,087	NA	2,600 - 3,600	0.00%
181	Sundance, City of	1,200	656	74	95,000,000	650,000	NA	30,000	

*Entities with red font did not respond to the current survey or did not answer, data of last survey completed given.

**Wyoming Water Development Commission
2016 Public Water System Survey
Report #3: System Use**

Row Number	Name of Entity	Total Population Served	Number of Taps Inside Entity	Number of Taps Outside Entity	Total Annual Water Use by the System (gal)	Peak Day Water Use for the System (gal)	To Whom is Water Sold?	Estimated Loss to Leakage	
								(gal/day)	(%)
182	Sunridge Estates	300	100	0	70,000	75,000	NA	5,000	
183	Sunset Ranch Water District	60	26	0	11,000,000	13,000	NA		0.50%
184	Superior, Town of	336	120	6	15,800,000	120,000	NA	no answer	0.00%
185	Sylvan Bay Homeowners Assn.	180	45	0	Unknown	no data	NA	0	
186	Targhee Town Water District	120	52	1	8,515,900	20,000	NA		0.00%
187	Ten Mile Water & Sewer Dist.	no data	no data	no data	no data	no data	no data	no data	
188	Ten Sleep, Town of	280	255	15	0	0	NA		6.00%
189	Teton Shadows Home Owners Assoc	68	750	0	Unknown	Unknown	NA	Unknown	
190	Teton Village Water and Sewer District	500	422	0	197,626,000	1,332,000	NA		10.00%
191	Thayne, Town of	364	288	0	66,994,000	500,000	NA		7.00%
192	Thermopolis, Town of	3,500	1,400	6	191,170,000	2,000,000	South Thermopolis Water & Sewer District, Red Lane Water District, Owl Creek Water District, Town of East Thermopolis & Hot Springs County Cemetery Dist.	58,000	0.00%
193	Torrington, City of	6,400	2,700	177	475,620,000	3,390,000	South Torrington water & sewer and WY Medium Correctional Institution	5,000	0.50%
194	Upton, Town of	1,100	503	2	73,749,000	693,000	NA	NA	0.00%
195	Vista West Improvement & Service District	120	54	0	14,624,300	55,289	National Forest Campground (Rueter)	no answer	0.00%
196	Vista West Water Company	0	0	0	no answer	no answer	no answer	no answer	0.00%
197	Wamsutter, Town of	750	172	4	68,000,000	321,000	NA	unknown	
198	Wardwell Water & Sewer District	3,950	1,570	0	200,373,552	1,483,560	NA		1.00%
199	Warm Springs Water District	100	60	0	6,000,000	35,000	NA	0-500	0.00%
200	Washakie Rural Improvement & Service District	1,100	343	0	26,398,000	96,000	NA		0.00%
201	Water Unlimited Inc.	80	4	0	no answer	no answer	Salt Creek Water District		0.00%
202	Wessex Improvement & Service District	24	7	0	no answer	no answer	NA	unknown	0.00%
203	West End Water District	300	82	3	no data		Oil Creek	no data	
204	Wheatland, Town of	3,600	1,900	60	358,117,600	2,356,261	NA		5.00%
205	White Mountain Water & Sewer District	3,000	840	NA	80,000,000	NA	NA	Unknown	
206	Worland, City of	5,487	2,500	0	no answer	3,000,000	South Side Water Users	0	0.00%
207	Wright Water & Sewer District	2,900	1,002	0	268,000,000	1,230,000	NA	15,000	0.00%
208	Yoder, Town of	151	91	7	8,000,000	115,200	NA	NA	0.00%

*Entities with red font did not respond to the current survey or did not answer, data of last survey completed given.

**Wyoming Water Development Commission
2016 Public Water System Survey
Report #4: Billing Rates**

Row Number	Name of Entity	Is the System Billed By Meter?	Average Monthly Water Bill	Residential Tap Fees	Residential Base Water Rate	Residential Gallons Included in Base Water Rate	Rate for Each 1,000gal above Base Water Rate
1	Afton, Town of	Yes	\$34.00	\$4,000.00	\$17.00	\$34.00/70,000gal	\$0.35
2	Air Base Acres Improvement & Service District	Yes	\$27.50	\$1,500.00	\$5.50	1,000	\$5.50
3	Albin, Town of	No	\$45.00	\$50.00	\$22.00	unlimited	NA
4	Alpine, Town of	Yes	\$33.00	NA	\$33.00	12,000	\$2.00
5	Alta Community Pipeline	No	NA	\$200.00	NA	NA	NA
6	American Road Water & Sewer District	Yes	\$44.83	\$3,000.00	\$40.00	18,000	\$3.00 = (18,000-25,000gal) \$3.50 = (>25,000gal)
7	Antelope Valley Improvement & Service District	Yes	\$59.31	\$3,500.00	\$36.00	4,000	\$2.00
8	Aspens/Aspens II Water & Sewer District	Yes	\$28.00	no answer	\$26.35/mo/RUE	no answer	no answer
9	Avalon Mobile Manor	No	NA	NA	NA	NA	NA
10	Baggs, Town of	Yes	\$32.50	\$2,350.00	\$30.00	0	\$2.25/1000 gallons 0-16kgal used, \$4.25/kgal 17kgal +
11	Bairoil Sewer & Water	No	\$35.00	\$750.00	\$35.00	NA	no answer
12	Basin, Town of	Yes	\$35.00	\$125.00	\$1.12/1,000gal	0	\$1.12
13	Bear River Regional Joint powers Board	Yes	\$39.50	\$5,000.00	\$56.00	2	\$3.25
14	Bedford Water & Sewer, District	Yes	\$40.00	\$5,000.00	\$40.00	20,000	\$.25/1000 gal up to 40,000; \$.50 over 40,000
15	Bennor Estates Improvement & Service District	Yes	\$130.00	NA	\$130.00	10,000	\$1.50/1,000gal
16	Big Horn Regional Joint Powers Board	Yes	\$10.24	NA	NA	NA	\$0.45
17	Big Piney, Town of	Yes	\$36.00	\$750.00	0-6000	\$5.00/1,500gal	\$.67 per 1st 10k, \$.72 per 11k-25k (see hardcopy)
18	Big Valley & Crossed Arrows Improvement District	No	\$35.00	NA	NA	NA	NA
19	Bridger Valley Joint Powers Board	Yes	\$45.00	no answer	\$21.00	no answer	\$3.25
20	Buffalo Valley Water District	No	\$80.00	\$6,334.00	\$960.00yr/developed \$690.00yr/undeveloped	unlimited	NA

*Entities with red font did not respond to the current survey or did not answer, data of last survey completed given.

Wyoming Water Development Commission
2016 Public Water System Survey
Report #4: Billing Rates

Row Number	Name of Entity	Is the System Billed By Meter?	Average Monthly Water Bill	Residential Tap Fees	Residential Base Water Rate	Residential Gallons Included in Base Water Rate	Rate for Each 1,000gal above Base Water Rate
21	Buffalo, City of	Yes	\$34.00	\$2,500.00	\$34.00	10,000	\$0.40 and 10,000 gal increments
22	Burlington, Town of	Yes	\$45.00	\$1,000.00	\$20.00	2,000	\$2.50
23	Burns, Town of	Yes	\$22.00	\$1,000.00	\$22.00	20,000	\$0.50
24	Byron, Town of	Yes	no data	\$9.00-\$18.00	\$17.50	3,000	\$2.50
25	Cambria Improvement and Service District	Yes	\$52.50	\$10,000.00	\$52.50	15,000	unknown
26	Canyon Improvement and Service District	Yes	no answer	\$5,000.00	\$15.00 + mill levy	10,000	no data
27	Casper, City of	Yes	\$41.52	\$1,610.00	\$7.42	1,500	\$3.41
28	Casper, City of Central Wyoming Regional Water System	Yes	\$41.52	\$1,610.00	\$7.42	1,500	\$3.41
29	Cedar Hills Water Association	No	\$35.00	NA	\$35.00	unlimited	\$0.00
30	Centennial Water District	No	\$33.00	\$3,000.00	\$33.00	30,000	\$1.50
31	Cheyenne Board of Public Utilities, City of	Yes	\$25.00	see hard copy	see hard copy	see hard copy	Tiered System
32	Chugwater, Town of	Yes	\$25.00	\$1,000.00	\$16.75	1,000	\$1.80 residential, \$2.00 small buisness, \$2.20 large buisness
33	Clearmont, Town of	Yes	\$28.00	\$600.00	\$28.00	6,000	\$0.08 = 6,000 to 15,000 and \$0.10 = over 15,000
34	Clearview Improvement & Service District	Yes	\$42.54	\$30.50	0.011597/cubic foot	unlimited	\$1.97
35	Cody, City of	Yes	\$36.00	\$1,000.00	3/4 meter = \$23/month	0	\$2.60
36	Cokeville, Town of	No	\$0.00	no answer	no answer	no answer	no answer
37	Cook Road Water District	Yes	\$112.25	\$7,500.00	\$112.25	15,000	\$1.50/1,000gal
38	Cooper Subdivision Mobile Home Park	No	no answer	NA	\$0.00	no answer	no answer
39	Country Meadows LLC	No	no data	NA	NA	NA	no data
40	Countryside Court	No	no data	NA	NA	NA	no data
41	Countryside Water Users, Inc.	No	\$30.00	\$750.00	NA	NA	Flat rate
42	Cowley, Town of	Yes	\$19.00	\$1,250.00	\$19.00	10,000	\$0.75
43	Crestview Improvement & Service District (formerly Crestview Estates Subdivision)	Yes	\$68.44	\$5,000.00	\$43.00 (apt/townhouse) or \$52.00 (house)	13,000	\$3.00
44	Dave Johnston Power Plant	No	NA	no data	no data	no data	N/A

*Entities with red font did not respond to the current survey or did not answer, data of last survey completed given.

Wyoming Water Development Commission
2016 Public Water System Survey
Report #4: Billing Rates

Row Number	Name of Entity	Is the System Billed By Meter?	Average Monthly Water Bill	Residential Tap Fees	Residential Base Water Rate	Residential Gallons Included in Base Water Rate	Rate for Each 1,000gal above Base Water Rate
45	Dayton, Town of	Yes	\$19.00	\$650.00	\$19.23	0-3,000	\$1.00
46	Deaver, Town of	Yes	\$31.50	\$850.00	\$24.00 - \$240.00 dependent on tap size (3/4" - 4")	no answer	\$2.50
47	<i>Dillman Estates</i>	<i>Yes</i>	<i>\$58.80</i>	<i>Variable</i>	<i>\$27.00</i>	<i>0</i>	<i>\$1.49</i>
48	Dixon, Town of	Yes	\$55.00	\$4,000.00	\$55.00	30,000	\$1.50
49	Douglas, City of	Yes	\$42.55	1" = \$2,500.00	\$37.50	0	\$2.17
50	Dubois, Town of	Yes	\$80.00	\$3,014.00	\$26.11	0	\$1.23
51	East Thermopolis, Town of	No	no answer	no answer	\$33.00	2,000	\$5.00
52	<i>Edgerton, Town of</i>	<i>Yes</i>	<i>\$40.00</i>	<i>\$10.00</i>	<i>\$30.00</i>	<i>8,000</i>	<i>\$2.35</i>
53	Eight Mile Improvement & Service District	Yes	no answer	\$2,500.00	\$100.00	20,000	\$1.00/1,000 gal (20,000-30,000 gal); \$2.00/1,000 over 30,000 gal
54	Elk Mountain, Town of	Yes	\$29.00	\$400.00	\$20.00	0	\$1.50
55	Encampment, Town of	Yes	\$37.00	\$1,200.00	\$37.00	10,000	\$2.25
56	<i>Etna Water & Sewer District</i>	<i>No</i>	<i>\$32.00</i>	<i>no data</i>	<i>\$32.00</i>	<i>14,000</i>	<i>\$0.50</i>
57	Evanston, City of	Yes	\$19.27	\$1,250.00	\$8.08	0	\$2.20
58	Evansville, Town of	Yes	\$19.55	\$970.00	\$5.80	0	\$2.75
59	Evergreen Mobil Home Park LLC	<i>no data</i>	<i>no data</i>	<i>no data</i>	<i>no data</i>	<i>no data</i>	<i>no data</i>
60	<i>Fairview Water & Sewer District</i>	<i>Yes</i>	<i>\$25.00</i>	<i>\$25.00</i>	<i>no data</i>	<i>50,000</i>	<i>0.5</i>
61	<i>Force Road Joint Powers Board</i>	<i>No</i>	<i>\$50.00</i>	<i>NA</i>	<i>NA</i>	<i>NA</i>	<i>50</i>
62	Fort Laramie, Town of	Yes	\$34.93	\$1,050.00	\$34.00	12,000	\$1.50 = 12,000 - 15,000 and \$3.00 = 15,001 - 17,500 (all per-1,000 gallons over)
63	Fox Ridge Subdivision Improvement & Service District	Yes	\$76.50	\$0.00	\$75 mo. + \$400 yr.	15,000	\$1.50
64	Frannie, Town of	Yes	\$47.00	\$34.50	\$2.80	1,000	\$2.80
65	Freedom Hills Improvement and Service District	No	\$85.00	NA	\$85.00	Unlimited	NA
66	<i>Freedom Water & Sewer District</i>	<i>Yes</i>	<i>\$45.00</i>	<i>\$30.00</i>	<i>\$30.00</i>	<i>50,000</i>	<i>\$1.00</i>
67	<i>Gardens North Home Owners Association</i>	<i>No</i>	<i>\$27.00</i>	<i>\$500.00</i>	<i>\$27.00</i>	<i>Unlimited</i>	<i>NA</i>
68	Gillette, City of	Yes	\$42.59	no answer	\$12.85	3,000	\$3.95

**Entities with red font did not respond to the current survey or did not answer, data of last survey completed given.*

Wyoming Water Development Commission
2016 Public Water System Survey
Report #4: Billing Rates

Row Number	Name of Entity	Is the System Billed By Meter?	Average Monthly Water Bill	Residential Tap Fees	Residential Base Water Rate	Residential Gallons Included in Base Water Rate	Rate for Each 1,000gal above Base Water Rate
69	Glendo, Town of	Yes	\$28.28	\$1,200.00	\$20.00	2,000	\$1.38
70	Glenrock, Town of	Yes	\$52.50	\$1,700.00	\$20.00	3,000	\$2.50
71	Grace Land Improvement & Service District	Yes	\$50.00	\$500.00	\$50.00	15,000	\$1.50
72	Granger, Town of	No	\$30.00	\$1,000.00	\$30.00	unlimited	\$0.00
73	Greater Smoot Water & Sewer District	Yes	\$22.00	\$2,500.00	\$22.00	11,999	\$1.00
74	Green River - Rock Springs - Sweetwater County Joint Powers Water Board	Yes	no answer	no answer	no answer	no answer	no answer
75	Green River, City of	Yes	\$24.00	\$700.00 - \$1200.00	\$17.65 - \$23.53	2,004	Residential 258-670 cubic foot .0233/cubic foot
76	Green Valley Estates Improvement District	No	\$40.00	\$3,000.00	\$40.00	unlimited	no answer
77	Greybull, Town of	Yes	\$43.50	\$1,500.00	\$40.00	5,000	\$0.70(6,000-45,000) \$0.90(46,000 - 50,000) \$1.25(50,000 +)
78	Gros Ventre Utility	No	\$35.00	\$4,000.00	\$35.00	Unlimited	\$0.00
79	Grover W&S District	Yes	\$20.00	\$1,500.00	\$20.00	75,000	\$1.00
80	Guernsey, Town of	Yes	\$47.02	\$1,800.00	\$30.00	15,000	\$0.50
81	Hanna, Town of	Yes	\$36.78	no answer	\$36.78	7,000 (price increases every 7,000 gal) see hardcopy	\$1.19 tier level
82	Happy Valley Pipeline	No	\$25.00	no answer	\$25.00	no answer	no answer
83	Hartville, Town of	Yes	\$31.05	\$750.00	\$31.05	1,500	NA
84	Heritage Village Water & Sewer District	No	\$35.00	NA	NA	NA	NA
85	Hudson, Town of	Yes	\$19.00	\$19.00	\$19.00	7,000	\$1.85
86	Hulett, Town of	Yes	\$18.50	\$600.00	\$12.50	1,000	no data
87	Hyattville Service & Improvement District	No	\$35.00 plus tax assessment	\$1,200.00	\$35.00	Unlimited	NA
88	Indian Paintbrush Water District	No	\$43.00	no answer	\$43.00	Unlimited	0
89	Jackson, Town of	Yes	\$28.30	\$430.00	\$9.93	1,500	\$1.89 per gal
90	Jamestown-Rio Vista Water & Sewer	no data	no data	no data	no data	no data	no data
91	Jeffrey City Water & Sewer District	no data	no data	no data	no data	no data	no data
92	Juby's Mobile Home Park	Yes	\$3,500-\$4,500	\$12.00	\$2.37 per gal	NA	\$0.00
93	Kaycee, Town of	Yes	\$21.73	\$800.00	\$21.73	6,000	\$8.75 more = 6,001 - 11,000gal

*Entities with red font did not respond to the current survey or did not answer, data of last survey completed given.

Wyoming Water Development Commission
2016 Public Water System Survey
Report #4: Billing Rates

Row Number	Name of Entity	Is the System Billed By Meter?	Average Monthly Water Bill	Residential Tap Fees	Residential Base Water Rate	Residential Gallons Included in Base Water Rate	Rate for Each 1,000gal above Base Water Rate
94	Kemmerer - Diamondville Water & Wastewater Joint Powers Board	Yes	no answer	\$850.00	\$35.05	3,500	\$2.35
95	Kirby, Town of	Yes	\$25.00	\$750.00	\$25.00	2,000	\$7.00
96	La Grange, Town of	No	\$17.00	\$1,550.00	\$17.00	unlimited	0
97	LaBarge, Town of	Yes	\$74.00	\$250-500	\$20.00	7,000	\$3.25
98	Lance Creek Water & Sewer District	Yes	\$61.00	\$200.00	\$48.00	2,000	\$1.30
99	Lander, City of	Yes	\$44.88	\$410.00	\$32.30	4,000	tiered (4,000-20,000 is \$2.70/1,000)
100	Laramie, City of	Yes	no answer	\$3,021.00	\$20.80	0	\$3.76/\$4.68/\$5.88/\$8.82
101	Lingle, Town of	No	\$28.00	\$500.00	\$28.00	unlimited	\$1.00 (industrial)
102	Lovell, Town of	Yes	no answer	no answer	no answer	no answer	\$4.70
103	Lucerne Water & Sewer District	Yes	\$50.00	\$3,500.00	\$43.00	3,000	\$3.75
104	Lusk, Town of	Yes	\$20.00	\$250.00 + any materials over	\$17.45	10,000	\$0.75
105	Lyman, Town of	Yes	\$25.00	\$500.00	\$25.00	10,000	\$2.10
106	Manderson, Town of	Yes	\$35.00	3/4 tap [10.80 (3/4)]	\$35.00	5,000	\$1.50
107	Manville, Town of	Yes	\$25.00	\$10.00	\$25.00	15,000	\$0.75
108	Marbleton, Town of	Yes	\$21.15	\$1,500.00	\$21.15	Unlimited	NA
109	Meadow Springs Improvement & Service District	No	\$65.00	\$6,500.00	\$65.00	Unlimited	NA
110	Means First Extension Water & Sewer District	Yes	\$35.28	\$5,000.00 - \$7,000.00	\$35.00	15,000	\$1.00
111	Medicine Bow, Town of	Yes	\$31.50	\$350.00 + I/m	\$31.50	8,000	\$1.50
112	Meeteetse, Town of	No	no answer	no answer	no answer	no answer	no answer
113	Melody Ranch Improvement & Service District	Yes	\$23.00	\$1,000.00	\$1.40/1,000 gal	NA	NA
114	Midwest, Town of	Yes	\$41.00	\$900.00	\$40.40	8,000	\$2.35
115	Miller Lower Mobile Home Park	No	no answer	no answer	no answer	no answer	no answer
116	Mills, Town of	Yes	\$52.00	\$1,300.00	\$20.85	4,000	\$1.54 -Resid./Comm. \$1.95/Out of town \$2.93
117	Monroe Ave Mobile Home Park	No	no data	NA	\$0.00	0	no data
118	Moorcroft, Town of	Yes	\$45.00	\$1,000.00	\$45.00	10,000	\$2.50
119	Mountain View Estates		no data	no data	no data	no data	no data
120	Mountain View, Town of	Yes	\$20,833.00	\$1,000.00	\$35.45	10,000	\$2.50

*Entities with red font did not respond to the current survey or did not answer, data of last survey completed given.

Wyoming Water Development Commission
2016 Public Water System Survey
Report #4: Billing Rates

Row Number	Name of Entity	Is the System Billed By Meter?	Average Monthly Water Bill	Residential Tap Fees	Residential Base Water Rate	Residential Gallons Included in Base Water Rate	Rate for Each 1,000gal above Base Water Rate
121	Newcastle, City of	Yes	\$32.00	\$15.00	\$10.22/2,000 \$3.24/1,000 next 3,000gal \$2.69/1,000 over 5,000gal	no answer	\$10.22/first 2,000gal
122	North End Water Users, Inc. (no longer in service, taken over by Northwest Rural Water -01/2015)	0	0	0	0	0	0
123	North Platte Water & Sewer District	Yes	Varies	\$0.00	NA	NA	\$3.54
124	Northwest Rural Water District	Yes	\$56.00	\$3,800.00	\$44.00	0	\$2.00 up to 10,000gal
125	Opal, Town of	Yes	\$43.00	\$2,000.00	\$43.00	10,000	\$3.00
126	Orchard Valley Water Co.	Yes	\$37.50	\$1,500.00	\$25.00	4,000	\$1.25
127	Osage Water District	Yes	\$55.00	\$5,000.00	\$55.00	15,000	unknown
128	Osmond Pipeline Company	No	\$15.00	NA	\$180.00	unlimited	NA
129	Pavillion, Town of	Yes	\$27.00	\$400.00	\$27.00	4,000	\$2.00
130	Peoples Improvement & Service District	Yes	\$25.00	\$3,000.00	\$25.00	10,000	\$1.30
131	Pine Bluffs, Town of	Yes	\$35.00	\$1,200.00	\$27.50	12,000	\$1.50/4,000gal - then sliding scale
132	Pine Haven, Town of	Yes	\$32.50	\$1,500.00	\$25.00	3,500	\$3.30 = 3,500- 5,000gal, \$4.90 = 15,001-50,000gal, \$6.60 = 50,001+
133	Pinedale Municipal Water System	No	\$30.00	\$2,000.00	\$20.00	Unlimited	NA
134	Pineview Im. & Svc. District (formerly: Glory Hole Homeowners Association)	No	\$80.00	NA	\$80.00	Unlimited	NA
135	Pioneer Mobile Home Park	Yes	\$9.83	NA	\$0.63	16	\$1.89
136	Pioneer Water & Sewer District	Yes	\$60.00	\$1,000.00	\$60.00	5,000	\$0.75 - \$5.00
137	Pleasant View Water Co, Inc.	Yes	\$42.50	\$3,500.00	\$20.00	0	\$3.50
138	Poison Spider Improvement & Service District	Yes	\$51.50	\$625.00	\$39.00	0	\$2.50
139	Powell, City of	Yes	\$52.69	3/4" = \$580.00	\$32.78	0	\$2.90
140	Rafter D Improvement & Service District	Yes	\$80.00	\$0.00	\$80.00	15,000	\$2.00
141	Rafter J Subdivision Ho Assn	no data	no data	no data	no data	no data	no data
142	Raintree Estates	No	no answer	no answer	\$300.00	unlimited	no data
143	Ranchester, Town of	Yes	\$30.00	\$825.00	\$23.15	2000	no data
144	Rawlins, City of	Yes	\$30.00	\$1,800.00	\$14.00	1,000	\$2.00
145	Red Lane Domestic Water, Inc.	Yes	\$60.00	Cost of meter	\$37.50	0	\$5.15

*Entities with red font did not respond to the current survey or did not answer, data of last survey completed given.

Wyoming Water Development Commission
2016 Public Water System Survey
Report #4: Billing Rates

Row Number	Name of Entity	Is the System Billed By Meter?	Average Monthly Water Bill	Residential Tap Fees	Residential Base Water Rate	Residential Gallons Included in Base Water Rate	Rate for Each 1,000gal above Base Water Rate
146	Ridgewater Improvement District	Yes	\$46.02	\$2,000.00	\$3.19	1,000	3.19
147	Rivermeadows Water District	no data	no data	no data	no data	no data	no data
148	Riverside Mobile Home (Trailer) Court	No	no answer	no answer	no answer	no answer	no data
149	Riverton, City of	Yes	no answer	\$574.25	\$17.02	0	\$2.36
150	Rock River, Town of	Yes	\$43.00	\$1,800.00	\$43.00	10,000	\$1.00
151	Rock Springs, City of	Yes	\$38.04	Variable	\$13.29	2004	\$4.27
152	Rolling Hills, Town of	Yes	\$69.01	\$3,500.00	\$38.00	0	Tiered system
153	Rozet Ranchettes Improvement & Service District	Yes	\$80.00	\$1,500.00	\$80.00	15,000	\$2.00 per 1,000 gal (15,000-30,000)/\$3 per 1,000 over 30,000 gal
154	Ryan Park B Tract WC	no data	no data	no data	no data	no data	no data
155	Salt Creek Water District	Yes	\$35.00	\$3,500.00	\$35.00	10,000	unknown
156	Saratoga, Town of	Yes	\$43.00	\$1,100.00	\$26.50	7,000	7K to 20K - \$2.37; 20K to 60K - \$2.66
157	Shell Valley West Water & Sewer	Yes	\$78.89	\$3,000.00	\$48.50	5,000	\$0.99
158	Shell Water Users, Inc.	Yes	\$70.00	NA	\$70.00	5,000	\$1.00
159	Sheridan, City of	Yes	\$30.00	\$3,570.00	\$19.98	2,244	\$1.35/100cuft
160	Shoshone Municipal Pipeline	Yes	no answer	\$10.00 - Tap Equivalent based on size	\$1.34/1,000 gal	0	\$1.34
161	Shoshoni, Town of	Yes	\$25.34	\$750.00	\$25.00	10,000	\$1.00
162	Sierra Madre Water & Sewer JPB	Yes	\$34.00	\$2,000.00	\$34.00	10,000	STEP UP RATE FROM \$1.00 TO \$1.75
163	Sinclair, Town of	Yes	\$40.00	\$1,000.00	\$7.00	0	\$1.80
164	Skyline Ranch I & S District	no data	no data	no data	no data	no data	no data
165	Sleepy Hollow Subdivision (formerly Central Campbell County Improvement & Service District)	Yes	included	\$3,000.00	\$40.00	30,000	2.5/1000 up to 35k, 3.5 to 40k, \$5 up
166	South Big Horn County JPB	Yes	\$62.50	\$2,000.00	\$53.50	4,000	\$1.50
167	South Cheyenne Water & Sewer District	Yes	\$25.59	see hard copy	see hard copy	see hard copy	\$5.15
168	South Circle Estates Service & Improvement District	No	\$40.00	\$40.00	NA	NA	NA
169	South Fork Improvement & Service District	Yes	\$50.00	no answer	no answer	no answer	\$2.00
170	South of Laramie Water & Sewer District	Yes	\$81.57	\$40.00	\$6.45	1,000	no data

*Entities with red font did not respond to the current survey or did not answer, data of last survey completed given.

Wyoming Water Development Commission
2016 Public Water System Survey
Report #4: Billing Rates

Row Number	Name of Entity	Is the System Billed By Meter?	Average Monthly Water Bill	Residential Tap Fees	Residential Base Water Rate	Residential Gallons Included in Base Water Rate	Rate for Each 1,000gal above Base Water Rate
171	South Riverside Acres Water & Improvement District	Yes	NA	\$4,000.00	\$45.00	15,000	NA
172	South Thermopolis Water & Sewer District	Yes	\$32.68	\$1,000.00	\$23.00	3,000	\$4.68
173	South Torrington Water & Sewer District	Yes	\$27.23	\$25.00	\$18.67	5,000	Varies depending on whether it is res/com/ind.
174	South Worland Water Users Corp.	Yes	\$74.00	\$3,500.00	\$50.00	5,000	\$2.00
175	Southside Well I&S District	No	\$70.00	NA	NA	NA	Flat rate
176	Spring Creek Improvement District	No	\$42.00	no data	\$41.24	14,600	\$0.00
177	Squaw Creek Water District	Yes	\$21.00	\$8,500.00	\$15.00	0	\$1.00
178	Star Valley Ranch, Town of	Yes	\$50.00	\$9,600.00	\$38.00	0	\$1.70
179	Star Valley Trailer Court	No	no answer	NA	NA	NA	0
180	Stone Gate Estates Improvement & Service District	Yes	no answer	NA	\$960.00	20,000	\$1.00 to 30,000gal; \$2.00 for 30,000-50,000gal; \$5.00 over 50,000gal
181	Sundance, City of	Yes	\$35.00	\$2,548.00	11.6 (4.45 per 1,000 gal inside city; 5.95 per 1,000 gal outside city)	2,000	\$4.45
182	Sunridge Estates	No	\$25.00	NA	\$25.00	Unlimited	NA
183	Sunset Ranch Water District	Yes	no answer	Unknown	Unknown	Unknown	unknown
184	Superior, Town of	No	\$59.40	\$1,500.00	\$59.40	0	no answer
185	Sylvan Bay Homeowners Assn.	No	no data	NA	NA	NA	NA
186	Targhee Town Water District	Yes	\$25.00	no data	\$25.00	10,000	\$1.50
187	Ten Mile Water & Sewer Dist	no data	no data	no data	no data	no data	no data
188	Ten Sleep, Town of	Yes	\$30.00	\$850.00	\$22.00 - \$30.00	12,000	\$0.25
189	Teton Shadows Home Owners Assoc	No	NA	NA	\$10.00	Unlimited	\$0.00
190	Teton Village Water and Sewer District	Yes	\$40.83	\$95.35/FU	\$0.10/fixture unit	0	\$2.16
191	Thayne, Town of	Yes	\$65.00	no answer	\$65.00	no answer	no data
192	Thermopolis, Town of	Yes	\$30.00	varies by size	\$22.00	1,000	\$4.00
193	Torrington, City of	Yes	\$57.70	1" - \$592.32	\$28.75	8,000	\$2.50/1000 - over 42,000gal \$3.25/1000 - over 50,000gal

*Entities with red font did not respond to the current survey or did not answer, data of last survey completed given.

Wyoming Water Development Commission
2016 Public Water System Survey
Report #4: Billing Rates

Row Number	Name of Entity	Is the System Billed By Meter?	Average Monthly Water Bill	Residential Tap Fees	Residential Base Water Rate	Residential Gallons Included in Base Water Rate	Rate for Each 1,000gal above Base Water Rate
194	Upton, Town of	Yes	\$36.00	\$1,800.00	\$13.50	1,000	\$2.40
195	Vista West Improvement & Service District	No	\$42.50	\$50.00	\$42.50	no answer	42.5
196	Vista West Water Company	No	no answer	no answer	no answer	no answer	no answer
197	Wamsutter, Town of	Yes	\$100.00	\$1,000.00	\$15.00	\$0.50/1,000gal	25%
198	Wardwell Water & Sewer District	Yes	\$35.00	\$5,000.00	\$14.00	0	\$2.68
199	Warm Springs Water District	No	\$55.00	\$3,000.00	no answer	no answer	no answer
200	Washakie Rural Improvement & Service District	Yes	\$67.34	\$4,500.00	\$67.34	3,000	\$1.50
201	Water Unlimited Inc.	Yes	\$18.00	no answer	no answer	no answer	no answer
202	Wessex Improvement & Service District	No	no answer	no answer	no answer	no answer	no answer
203	West End Water District	Yes	\$55.00	\$2,700.00	\$55.00	27,000	\$1.00
204	Wheatland, Town of	Yes	\$20.00	\$1,000.00	\$20.00	10,000	\$0.50
205	White Mountain Water & Sewer District	Yes	\$63.70	\$1,300.00	\$12.50	0	\$5.12
206	Worland, City of	Yes	no answer	no answer	no answer	no answer	no answer
207	Wright Water & Sewer District	Yes	\$13.00	3/4" = 1,760	\$13.00	9,000	\$1.44, \$1.79, \$1.92, \$1.95
208	Yoder, Town of	Yes	\$31.05	\$1,500.00	\$31.05	7,300	\$0.55

*Entities with red font did not respond to the current survey or did not answer, data of last survey completed given.

Wyoming Water Development Commission
2016 Public Water System Survey
Report #5: Fiscal Data

Row Number	Name of Entity	Annual							Is The System Self Supporting?	Other Funding Sources	What are the Other Funding Sources?
		System Budget	Operation & Maintenance	Water Quality Testing Cost	Sinking Fund Contributions	Emergency Replacement Fund	Water Bill Revenues	Tap Fee Revenues			
1	Afton, Town of	\$457,809.00	\$187,965.00	\$3,500.00	\$15,000.00	\$31,090.00	\$422,809.00	\$74,000.00	Yes	No	NA
2	Air Base Acres Improvement & Service District	\$38,950.00	\$11,500.00	\$1,000.00	\$0.00	\$45,000.00	\$24,750.00	\$0.00	Yes	No	NA
3	Albin, Town of	\$45,000.00	\$10,000.00	\$3,000.00	\$0.00	\$0.00	\$0.00	\$0.00	Yes	Yes	SLIB, 6th Penny
4	Alpine, Town of	\$219,000.00	\$208,300.00	\$1,500.00	\$44,000.00	\$25,180.24	\$204,000.00	\$15,000.00	Yes	No	NA
5	Alta Community Pipeline	NA	\$1,800.00	\$542.00	NA	NA	NA	\$3,400.00	Yes	No	NA
6	American Road Water & Sewer District	\$51,363.00	\$35,755.00	\$1,400.00	\$1,500.00	\$110,000.00	\$40,031.00	\$0.00	No	Yes	County Grant
7	Antelope Valley Improvement & Service District	\$229,100.00	\$234,352.00	\$2,500.00	\$0.00	\$395,000.00	\$234,869.00	\$0.00	No	Yes	Mill Levy
8	Aspens/Aspens II Water & Sewer District	\$360,000.00	\$28,000.00	\$5,000.00	\$47,000.00	\$200,000.00	\$360,000.00	\$5,000.00	Yes	No	NA
9	Avalon Mobile Manor	\$0.00	\$0.00	\$0.00	\$0.00	NA	NA	NA	NA	NA	NA
10	Baggs, Town of	\$263,239.00	\$45,025.00	\$3,000.00	\$52,321.00	\$10,981.00	\$200,948.00	\$0.00	Yes	Yes	Specific purpose tax and state and federal funding for capital improvements
11	Bairoil Sewer & Water	\$42,900.00	\$20,000.00	\$2,000.00	\$0.00	\$10,000.00	\$17,000.00	\$0.00	Yes	No	NA
12	Basin, Town of	\$560,224.00	\$13,500.00	\$1,500.00	\$0.00	\$64,000.00	\$294,205.00	\$375.00	Yes	No	NA
13	Bear River Regional Joint powers Board	\$332,520.00	\$123,570.00	\$3,500.00	\$10,000.00	\$340,000.00	\$319,070.00	\$5,000.00	Yes	No	NA
14	Bedford Water & Sewer, District	\$200,000.00	\$156,000.00	\$3,500.00	\$20,000.00	\$20,000.00	\$180,000.00	\$20,000.00	Yes	Yes	WWDC, WBC
15	Bennor Estates Improvement & Service District	\$74,550.00	\$36,052.00	\$1,500.00	\$6,030.00	\$13,087.00	\$73,647.00	\$0.00	No	Yes	County grants
16	Big Horn Regional Joint Powers Board	\$720,000.00	\$250,000.00	\$8,000.00	\$500,000.00	\$60,000.00	\$784,000.00	\$0.00	Yes	Yes	WWDC, RD/RUS, SRF, SLIB
17	Big Piney, Town of	\$45,000.00	\$32,000.00	\$4,000.00	NA	\$35,000.00	\$81,000.00	NA	Yes	No	NA
18	Big Valley & Crossed Arrows Improvement District	\$5,244.00	\$2,500.00	\$1,200.00	\$0.00	\$500.00	\$8,820.00	\$0.00	Yes	No	NA
19	Bridger Valley Joint Powers Board	\$584,000.00	\$144,000.00	\$4,500.00	\$0.00	\$420,000.00	\$556,000.00	\$10,800.00	Yes	No	NA
20	Buffalo Valley Water District	\$34,000.00	\$4,500.00	\$1,000.00	\$0.00	\$20,000.00	\$26,000.00	\$0.00	Yes	Yes	WWDC
21	Buffalo, City of	\$1,501,015.00	\$358,000.00	\$5,190.00	\$184,000.00	\$1,988,470.00	\$175,000.00	\$15,000.00	Yes	Yes	Sale of Hydroelectric Power and Water Development Commission
22	Burlington, Town of	\$55,000.00	\$47,000.00	\$600.00	\$0.00	\$0.00	\$51,500.00	\$4,000.00	Yes	No	NA
23	Burns, Town of	\$123,700.00	\$94,304.00	\$1,820.00	\$0.00	\$154,983.00	\$49,426.00	\$0.00	Yes	No	NA
24	Byron, Town of	\$100,000.00	\$23,574.73	\$1,625.55	\$0.00	\$136,239.06	\$378,146.00	\$23,868.00	No	No	NA
25	Cambria Improvement and Service District	\$0.00	\$0.00	\$0.00	\$0.00	\$0.00	\$0.00	\$0.00	Yes	No	NA
26	Canyon Improvement and Service District	\$0.00	\$0.00	\$0.00	\$0.00	\$0.00	\$0.00	\$0.00	Yes	No	NA

*Entities with red font did not respond to the current survey or did not answer, data of last survey completed given.

**Wyoming Water Development Commission
2016 Public Water System Survey
Report #5: Fiscal Data**

Row Number	Name of Entity	Annual							Is The System Self Supporting?	Other Funding Sources	What are the Other Funding Sources?
		System Budget	Operation & Maintenance	Water Quality Testing Cost	Sinking Fund Contributions	Emergency Replacement Fund	Water Bill Revenues	Tap Fee Revenues			
27	Casper, City of	\$16,039,700.00	\$10,422,000.00	\$65,000.00	\$800,000.00	\$10,000,000.00	\$10,686,000.00	\$327,000.00	Yes	Yes	Capital Projects: WWDC and OS LI grants and loans
28	Casper, City of Central Wyoming Regional Water System	\$11,274,000.00	\$2,947,000.00	\$72,500.00	\$0.00	\$8,000,000.00	\$5,519,000.00	\$217,000.00	Yes	Yes	Capital Projects: WWDC and OS LI grants and loans
29	Cedar Hills Water Association	\$28,000.00	\$2,000.00	\$500.00	\$10,000.00	NA	NA	NA	Yes	NA	NA
30	Centennial Water District	\$117,589.00	\$37,352.00	\$1,000.00	\$0.00	\$31,142.00	\$71,263.00	\$6,000.00	Yes	No	NA
31	Cheyenne Board of Public Utilities, City of	\$51,567,540.00	\$11,754,070.00	\$185,970.00	\$0.00	\$502,748.00	\$17,074,830.00	\$435,797.00	Yes	No	NA
32	Chugwater, Town of	no answer	no answer	no answer	no answer	no answer	no answer	no answer	no answer	no answer	no answer
33	Clearmont, Town of	\$28,915.00	\$27,215.00	\$1,700.00	\$0.00	\$0.00	\$30,300.00	\$2,000.00	Yes	Yes	Cap Tax Funds for water main replacement and new water well
34	Clearview Improvement & Service District	\$277,000.00	\$105,000.00	\$1,000.00	\$40,800.00	\$40,800.00	\$39,200.00	\$124,400.00	Yes	No	NA
35	Cody, City of	\$3,234,147.00	\$3,234,147.00	\$600.00	\$20,000.00	\$2,044,409.00	\$3,220,191.00	\$59,412.00	Yes	Yes	WWDC, SLIB - MRG
36	Cokeville, Town of	no answer	no answer	no answer	no answer	no answer	no answer	no answer	no answer	no answer	no answer
37	Cook Road Water District	\$120,774.00	\$35,200.00	\$1,100.00	\$5,000.00	\$75,026.00	\$120,085.00	\$7,500.00	No	Yes	County & State grants
38	Cooper Subdivision Mobile Home Park	no answer	no answer	no answer	no answer	no answer	no answer	no answer	no answer	no answer	no answer
39	Country Meadows LLC	\$5,000.00	\$2,000.00	\$3,000.00	no data	NA	NA	NA	no data	NA	
40	Countryside Court	\$0.00	\$0.00	\$2,200.00	no data	NA	NA	NA	No	NA	Rental income
41	Countryside Water Users, Inc.	\$55,080.00	\$33,000.00	\$800.00	\$12,000.00	\$10,000.00	NA	NA	Yes	No	NA
42	Cowley, Town of	\$153,250.00	\$26,000.00	\$240.00	\$0.00	\$133,000.00	\$104,000.00	\$6,250.00	Yes	No	NA
43	Crestview Improvement & Service District (formerly Crestview Estates Subdivision)	\$219,000.00	\$154,541.00	\$1,100.00	\$0.00	\$360,000.00	\$137,000.00	\$0.00	No	Yes	County/other grants/loans
44	Dave Johnston Power Plant	\$100,000.00	\$50,000.00	\$2,000.00	NA	\$200,000.00	NA	N/A	No	Yes	Corporate support
45	Dayton, Town of	\$149,300.00	\$149,300.00	\$3,500.00	\$0.00	\$306,616.80	\$138,000.00	\$3,000.00	Yes	Yes	Hook up materials, interest income, Reserves
46	Deaver, Town of	\$43,600.00	\$6,500.00	\$1,000.00	\$0.00	\$2,041,688.00	\$31,577.00	\$13,500.00	No	No	DWSRF Loan #152, consensus monies
47	Dillman Estates	\$17,000.00	\$15,000.00	\$10,800.00	\$0.00	\$37,200.00	\$24.00		Yes	No	NA
48	Dixon, Town of	\$42,778.00	\$40,145.00	\$1,927.00	\$5,551.00	\$17,766.00	\$40,103.00	\$0.00	Yes	No	NA
49	Douglas, City of	\$4,407,764.00	\$1,778,548.00	\$20,000.00	\$0.00	\$738,800.00	\$2,100,000.00	\$30,000.00	Yes	Yes	Government and State Aid for high dollar projects.
50	Dubois, Town of	\$287,075.00	\$287,075.00	\$47,000.00	\$0.00	\$967,717.80	\$310,723.00	\$3,014.00	Yes	Yes	SLIB, DWSRF, WWDC, USDA
51	East Thermopolis, Town of	\$45,000.00	\$0.00	\$800.00	\$0.00	\$0.00	\$0.00	\$1,000.00	Yes	Yes	SLIB board
52	Edgerton, Town of	\$58,000.00	\$12,600.00	\$750.00	\$14,000.00	\$20,000.00	\$68,200.00		No	Yes	Annual Fiscal Budget

*Entities with red font did not respond to the current survey or did not answer, data of last survey completed given.

**Wyoming Water Development Commission
2016 Public Water System Survey
Report #5: Fiscal Data**

Row Number	Name of Entity	Annual							Is The System Self Supporting?	Other Funding Sources	What are the Other Funding Sources?
		System Budget	Operation & Maintenance	Water Quality Testing Cost	Sinking Fund Contributions	Emergency Replacement Fund	Water Bill Revenues	Tap Fee Revenues			
53	Eight Mile Improvement & Service District	\$54,475.00	\$25,390.00	\$800.00	\$0.00	\$20,919.00	\$48,240.00	\$0.00	No	Yes	County and State Grants
54	Elk Mountain, Town of	\$26,000.00	\$25,000.00	\$1,000.00	\$0.00	\$375,000.00	\$35,000.00	\$800.00	Yes	No	NA
55	Encampment, Town of	\$172,936.30	\$154,319.10	\$6,675.17	\$18,617.22	\$364,638.80	\$169,909.00	\$2,880.00	Yes	No	NA
56	Etna Water & Sewer District	NA	no data	no data	NA	NA	NA	NA	Yes	No	NA
57	Evanston, City of	\$3,088,000.00	\$2,614,648.00	\$7,142.00	\$1,001,477.00	\$14,521,120.00	\$970,589,000.00	\$19,800.00	Yes	No	NA
58	Evansville, Town of	\$458,500.00	\$184,000.00	\$3,160.00	\$20,000.00	\$220,212.80	\$695,197.00	\$35,000.00	Yes	No	NA
59	Evergreen Mobile Home Park LLC	no data	no data	no data	no data	NA	NA	NA	no data	NA	
60	Fairview Water & Sewer District	NA	NA	NA	NA	NA	NA	NA	no data	no data	
61	Force Road Joint Powers Board	\$30,000.00	\$5,400.00	\$750.00	\$7,800.00	\$15,000.00	\$3,720.00	\$0.00	No	Yes	Mill levy
62	Fort Laramie, Town of	\$5,700.00	\$3,200.00	\$600.00	\$5,000.00	\$1,491.10	\$63,594.18	\$0.00	Yes	Yes	General Fund
63	Fox Ridge Subdivision Improvement & Service District	\$54,100.00	\$40,095.00	\$800.00	\$0.00	\$0.00	\$50,394.00	\$0.00	No	Yes	County Grants
64	Frannie, Town of	\$0.00	\$0.00	\$240.00	\$0.00	\$0.00	\$0.00	\$0.00	Yes	No	NA
65	Freedom Hills Improvement and Service District	\$179,495.00	\$132,016.00	\$800.00	\$10,000.00	\$20,007.00	\$163,200.00	\$0.00	No	Yes	County & State Grants
66	Freedom Water & Sewer District	\$3,000.00	no data	\$1,500.00	\$20,000.00	NA	NA	NA	Yes	NA	NA
67	Gardens North Home Owners Association	\$38,000.00	\$38,000.00	\$650.00	\$0.00	\$0.00	\$38,000.00	\$0.00	Yes	No	NA
68	Gillette, City of	\$51,797,740.00	\$11,031,470.00	\$0.00	\$0.00	\$9,313,517.00	\$6,182,616.00	\$344,539.00	No	Yes	The City's share of Campbell County's Optional 1% Sales Tax - which also helps the City of Gillette leverage grants and loans as they are available for applicable capital projects.
69	Glendo, Town of	\$75,000.00	\$40,523.00	\$1,200.00	\$0.00	\$49,000.00	\$75,175.00	\$1,200.00	Yes	No	NA
70	Glenrock, Town of	\$604,480.00	\$400,000.00	\$4,800.00	\$500,000.00	\$500,000.00	\$550,429.00	\$5,000.00	Yes	Yes	WWDC & SLIB
71	Grace Land Improvement & Service District	\$75,000.00	\$48,000.00	\$1,000.00	\$0.00	\$0.00	\$33,000.00	\$0.00	Yes	Yes	County Grants
72	Granger, Town of	\$48,000.00	\$0.00	\$0.00	\$0.00	NA	NA	NA	Yes	NA	Bulk Sales
73	Greater Smoot Water & Sewer District	\$55,000.00	\$88,367.00	\$1,500.00	\$16,500.00	\$50,000.00	\$50,076.00	\$0.00	Yes	No	NA
74	Green River - Rock Springs - Sweetwater County Joint Powers Water Board	\$5,986,561.00	\$2,506,300.00	\$7,500.00	\$474,000.00	\$11,898,000.00	\$5,591,000.00	\$0.00	Yes	Yes	Earnings from state approved investment programs, Bank account and certificates of deposit interest earnings.
75	Green River, City of	\$1,500,000.00	\$290,000.00	\$5,400.00	\$0.00	\$3,800,000.00	\$1,800,000.00	\$40,000.00	Yes	No	NA

**Entities with red font did not respond to the current survey or did not answer, data of last survey completed given.*

**Wyoming Water Development Commission
2016 Public Water System Survey
Report #5: Fiscal Data**

Row Number	Name of Entity	Annual							Is The System Self Supporting?	Other Funding Sources	What are the Other Funding Sources?
		System Budget	Operation & Maintenance	Water Quality Testing Cost	Sinking Fund Contributions	Emergency Replacement Fund	Water Bill Revenues	Tap Fee Revenues			
76	Green Valley Estates Improvement District	\$23,100.00	\$15,000.00	\$8,000.00	\$0.00	\$108,000.00	\$23,100.00	\$0.00	Yes	No	NA
77	Greybull, Town of	\$825,000.00	\$333,000.00	\$1,750.00	\$25,000.00	\$513,000.00	\$807,000.00	\$9,000.00	No	Yes	Local Optional, Sales tax
78	Gros Ventre Utility	\$28,950.00	\$25,000.00	\$1,200.00	\$0.00	NA	NA	NA	Yes	NA	NA
79	Grover W&S District	\$18,000.00	\$4,000.00	\$1,000.00	\$0.00	\$50,000.00	\$18,000.00	\$0.00	Yes	No	NA
80	Guernsey, Town of	\$118,700.00	\$20,000.00	\$2,000.00	\$30,900.00	\$115,300.00	\$300,000.00	\$5,000.00	No	No	NA
81	Hanna, Town of	\$338,946.00	\$250,000.00	\$4,000.00	\$0.00	\$55,000.00	\$245,000.00	\$1,500.00	Yes	Yes	Specific Purpose Tax
82	Happy Valley Pipeline	\$4,000.00	\$1,600.00	\$600.00	\$0.00	\$0.00	\$8,200.00	\$0.00	Yes	No	NA
83	Hartville, Town of	\$15,250.00	\$21,590.00	\$700.00	\$0.00	\$0.00	NA	\$0.00	No	No	NA
84	Heritage Village Water & Sewer District	\$100,000.00	50,000 varies	\$1,000.00	\$50,000.00	\$62,000.00	\$20,000.00	\$0.00	Yes	Yes	Mill levy
85	Hudson, Town of	no data	no data	no data	no data	NA	NA	NA	Yes	NA	NA
86	Hulett, Town of	\$67,500.00	\$16,800.00	\$2,000.00	\$10,000.00	\$100,000.00	\$57,500.00	\$1,000.00	Yes	No	NA
87	Hyattville Service & Improvement District	\$11,550.00	\$100.00	\$500.00	\$2,000.00	\$10,000.00	\$1,925.00	\$0.00	Yes	No	NA
88	Indian Paintbrush Water District	\$60,000.00	\$32,000.00	\$2,300.00	\$0.00	\$0.00	\$39,000.00	\$0.00	Yes	Yes	In the process of securing funding through WWDO and SLIO for Level III project improvements
89	Jackson, Town of	\$1,600,000.00	\$850,000.00	\$10,500.00	NA	\$3,111,000.00	\$1,938,000.00	\$77,000.00	Yes	NA	NA
90	Jamestown-Rio Vista Water & Sewer	no data	no data	no data	no data	no data	no data	no data	no data	no data	no data
91	Jeffrey City Water & Sewer District	no data	no data	no data	no data	no data	no data	no data	no data	no data	no data
92	Juby's Mobile Home Park	Unknown	Unknown	Unknown	Unknown	Unknown	Unknown	Unknown	Yes	No	NA
93	Kaycee, Town of	\$62,000.00	\$48,100.00	\$2,500.00	\$10,000.00	\$77,252.00	\$85,800.00	\$0.00	Yes	No	NA
94	Kemmerer - Diamondville Water & Wastewater Joint Powers Board	\$813,297.00	\$670,403.00	\$5,400.00	\$0.00	\$686,900.00	\$950,050.00	\$5,604.00	Yes	Yes	We charge \$15.00 per month for our depreciation fund per service. This fund makes our Water Plant payment of \$256,588.00 and other replacement needs over \$4000 per item. The rest remains in the fund for capital replacement costs.
95	Kirby, Town of	\$20,750.00	\$4,064.00	\$400.00	\$0.00	NA	NA	NA	No	NA	General Fund
96	La Grange, Town of	\$21,500.00	\$20,029.69	\$1,679.00	\$0.00	\$0.00	\$0.00	\$0.00	Yes	No	NA
97	LaBarge, Town of	\$195,770.00	\$128,755.00	\$2,100.00	\$0.00	\$169,922.00	\$17,166.06	\$24,000.00	Yes	No	Grants

*Entities with red font did not respond to the current survey or did not answer, data of last survey completed given.

Wyoming Water Development Commission
2016 Public Water System Survey
Report #5: Fiscal Data

Row Number	Name of Entity	Annual							Is The System Self Supporting?	Other Funding Sources	What are the Other Funding Sources?
		System Budget	Operation & Maintenance	Water Quality Testing Cost	Sinking Fund Contributions	Emergency Replacement Fund	Water Bill Revenues	Tap Fee Revenues			
98	Lance Creek Water & Sewer District	\$38,023.00	\$20,230.00	\$1,000.00	\$5,000.00	\$4,596.00	\$21,023.00	\$17,000.00	Yes	No	NA
99	Lander, City of	\$2,070,557.00	\$0.00	\$2,500.00	\$185,000.00	\$0.00	\$2,095,857.00	\$3,633.00	Yes	Yes	Grants for infrastructure improvements. State Land of Investments & WWDC
100	Laramie, City of	\$21,000,000.00	\$4,000,000.00	\$0.00	\$0.00	\$0.00	\$8,676,000.00	\$300,000.00	Yes	Yes	Grants and loans for capital construction
101	Lingle, Town of	\$95,000.00	\$85,000.00	\$4,000.00	\$5,000.00	\$120,000.00	\$90,000.00	\$1,000.00	Yes	Yes	Reserves & Possible grants
102	Lovell, Town of	\$700,000.00	\$0.00	\$1,380.00	\$228,000.00	\$294,000.00	\$440,000.00	\$0.00	Yes	No	NA
103	Lucerne Water & Sewer District	\$125,000.00	\$20,000.00	\$450.00	\$10,000.00	\$315,000.00	\$6,500.00		Yes	Yes	The District accesses a 4 mil levy each year through the County Treasurer.
104	Lusk, Town of	\$295,000.00	\$290,000.00	\$10,000.00	\$0.00	\$0.00	\$320,000.00	\$0.00	No	Yes	Electric Dept. and Grants
105	Lyman, Town of	\$200,000.00	\$20,000.00	\$5,000.00	\$10,000.00	NA	NA	NA	Yes	NA	NA
106	Manderson, Town of	\$32,366.00	\$28,000.00	\$150.00	NA	NA	\$8,416.75	NA	Yes	NA	General Fund if needed
107	Manville, Town of	\$42,000.00	\$11,500.00	\$1,475.00	NA	\$50,000.00	\$17,500.00	\$900.00	Yes	No	NA
108	Marbleton, Town of	\$150,000.00	\$117,224.99	\$1,602.50	NA	NA	\$289,285.40	\$3,000.00	Yes	No	NA
109	Meadow Springs Improvement & Service District	\$25,281.00	\$16,648.00	\$800.00	\$0.00	\$0.00	\$11,700.00	\$0.00	No	Yes	County and State Grants
110	Means First Extension Water & Sewer District	\$150,392.00	\$47,624.00	\$800.00	\$0.00	\$0.00	\$63,180.00	\$0.00	No	Yes	State and County Grants
111	Medicine Bow, Town of	\$118,000.00	\$102,700.00	\$1,000.00	\$3,000.00	\$15,700.00	\$118,000.00	\$0.00	Yes	No	NA
112	Meeteetse, Town of	no answer	no answer	no answer	no answer	no answer	no answer	no answer	no answer	no answer	no answer
113	Melody Ranch Improvement & Service District	\$196,191.00	\$155,358.00	\$5,000.00	\$40,833.00	\$512,023.00	\$83,434.00	\$5,000.00	Yes	Yes	ISD \$350/lot annual assement fee for water, sewer, & road repair & replacement
114	Midwest, Town of	\$163,065.00	\$25,000.00	\$500.00	\$23,000.00	\$150,000.00	\$126,711.44	NA	Yes	No	NA
115	Miller Lower Mobile Home Park	\$0.00	\$0.00	\$300.00	\$0.00	\$0.00	\$0.00	\$0.00	Yes	No	NA
116	Mills, Town of	\$370,000.00	\$200,000.00	\$1,500.00	\$0.00	\$0.00	\$0.00	\$0.00	Yes	No	NA
117	Monroe Ave Mobile Home Park	\$0.00	\$0.00	\$0.00	\$0.00	NA	NA	NA	no data	NA	
118	Moorcroft, Town of	\$212,169.80	\$301,328.90	\$10,085.00	\$0.00	\$35,576.81	\$231,482.20	\$0.00	Yes	Yes	Water investment fees
119	Mountain View Estates	no data	no data	no data	no data	NA	NA	NA	no data	NA	
120	Mountain View, Town of	\$343,825.00	\$91,000.00	\$1,000.00	NA	\$300,000.00	\$321,060.00	\$5,700.00	Yes	No	NA
121	Newcastle, City of	\$1,590,000.00	\$368,000.00	\$5,229.00	\$40,000.00	\$107,865.00	\$985,000.00	\$3,000.00	Yes	Yes	General Fund
122	North End Water Users, Inc. (no longer in service, taken over by Northwest Rural Water -01/2015)	\$0.00	\$0.00	\$0.00	\$0.00	\$0.00	\$0.00	\$0.00	No	No	

*Entities with red font did not respond to the current survey or did not answer, data of last survey completed given.

**Wyoming Water Development Commission
2016 Public Water System Survey
Report #5: Fiscal Data**

Row Number	Name of Entity	Annual							Is The System Self Supporting?	Other Funding Sources	What are the Other Funding Sources?
		System Budget	Operation & Maintenance	Water Quality Testing Cost	Sinking Fund Contributions	Emergency Replacement Fund	Water Bill Revenues	Tap Fee Revenues			
123	North Platte Water & Sewer District	\$388,954.00	\$210,905.00	\$6,095.00	Unknown	\$263,633.00	\$243,764.00	\$8,900.00	No	Yes	\$71,904.00 (8 Mills Property Tax)
124	Northwest Rural Water District	\$2,350,000.00	\$75,000.00	\$6,000.00	\$75,000.00	\$470,000.00	\$1,907,991.00	\$60,000.00	Yes	No	NA
125	Opal, Town of	\$13,882.00	\$22,557.70	\$1,203.73	\$0.00	\$3,193.41	\$15,262.43	\$0.00	No	No	unknown
126	Orchard Valley Water Co.	\$0.00	\$24,000.00	\$508.00	\$5,000.00	\$28,000.00	\$30,000.00	\$0.00	Yes	Yes	Investments
127	Osage Water District	no answer	no answer	no answer	no answer	no answer	no answer	no answer	Yes	No	NA
128	Osmond Pipeline Company	\$12,240.00	\$5,000.00	\$1,500.00	\$0.00	\$25,000.00	\$12,240.00	\$0.00	Yes	No	NA
129	Pavillion, Town of	\$51,300.00	\$7,000.00	\$3,000.00	\$0.00	\$42,000.00	\$35,000.00	\$1,200.00	Yes	No	NA
130	Peoples Improvement & Service District	\$39,800.00	\$34,856.00	\$1,700.00	\$0.00	\$45,000.00	\$24,000.00	\$0.00	Yes	No	NA
131	Pine Bluffs, Town of	\$262,500.00	\$44,943.00	\$3,515.00	\$20,000.00	\$200,000.00	\$180,920.00	\$1,935.00	Yes	Yes	RUS, WWDC, SLIB, Laramie County Specific Purpose Tax
132	Pine Haven, Town of	\$117,387.00	\$72,000.00	\$700.00	\$6,113.00	\$215,000.00	\$123,500.00	\$3,000.00	No	No	no answer
133	Pinedale Municipal Water System	\$2,000,000.00	\$200,000.00	\$25,000.00	\$0.00	\$200,000.00	\$100,000.00	\$40,000.00	Yes	Yes	Sales Tax Revenue
134	Pineview Im. & Svc. District (formerly: Glory Hole Homeowners Association)	\$22,982.00	\$10,897.00	\$900.00	\$0.00	\$0.00	\$20,160.00	\$0.00	Yes	No	NA
135	Pioneer Mobile Home Park	\$8,400.00	\$8,400.00	\$8,000.00	\$0.00	\$0.00	\$0.00	\$0.00	Yes	Yes	Collect rent and water bills.
136	Pioneer Water & Sewer District	\$360,525.00	\$135,000.00	\$240.00	\$0.00	\$406,588.00	\$293,000.00	\$3,500.00	Yes	No	NA
137	Pleasant View Water Co, Inc.	\$20,000.00	\$20,010.80	\$240.00	\$0.00	\$17,197.00	\$21,834.00	\$0.00	Yes	No	NA
138	Poison Spider Improvement & Service District	\$100,000.00	\$50,000.00	\$480.00	\$0.00	\$35,000.00	\$52,000.00	\$54,000.00	Yes	No	NA
139	Powell, City of	\$1,504,956.00	\$593,000.00	\$2,000.00	\$105,000.00	\$950,000.00	\$1,574,285.00	\$9,570.00	Yes	No	NA
140	Rafter D Improvement & Service District	\$15,360.00	\$10,790.00	\$800.00	\$0.00	\$0.00	\$15,360.00	\$0.00	No	Yes	County Grants
141	Rafter J Subdivision Ho Assn	no data	no data	no data	no data	no data	no data	no data	no data	no data	no data
142	Raintree Estates	\$9,000.00	\$4,000.00	\$10,000.00	\$0.00	\$5,000.00	\$8,000.00	\$0.00	Yes	No	NA
143	Ranchester, Town of	\$263,500.00	\$182,752.00	\$8,000.00	\$40,000.00	\$24,500.00	\$138,000.00	\$15,000.00	Yes	Yes	Plant investment fees
144	Rawlins, City of	\$982.12	\$629.03	\$1,500.00	\$100.00	\$510.61	\$1,699,426.00	\$52,974.00	Yes	No	NA
145	Red Lane Domestic Water, Inc.	\$18,000.00	\$0.00	\$2,500.00	\$0.00	\$0.00	\$0.00	\$0.00	Yes	No	NA
146	Ridgewater Improvement District	\$55,000.00	\$20,100.00	\$500.00	NA	\$14,000.00	\$52,000.00	\$3,000.00	Yes	No	NA
147	Rivermeadows Water District	no data	no data	no data	no data	no data	no data	no data	no data	no data	no data
148	Riverside Mobile Home (Trailer) Court	no answer	no answer	no answer	no answer	no answer	no answer	no answer	no answer	no answer	no answer
149	Riverton, City of	\$5,071,713.00	\$1,518,934.00	\$5,000.00	\$0.00	\$0.00	\$2,373,374.00	\$29,795.00	Yes	No	NA
150	Rock River, Town of	\$100,900.00	\$53,000.00	\$3,500.00	\$0.00	\$37,854.00	\$89,700.00	\$1,800.00	Yes	Yes	SLIB and WWDC for our large projects
151	Rock Springs, City of	\$12,256,220.00	\$2,438,000.00	\$12,000.00	\$0.00	\$2,640,000.00	\$5,123,000.00	\$441,000.00	Yes	Yes	Capital Facilities Tax (6th cent tax)
152	Rolling Hills, Town of	\$100,000.00	\$95,000.00	\$1,600.00	no data	\$250,000.00	\$110,000.00	\$0.00	Yes	No	NA
153	Rozet Ranchettes Improvement & Service District	\$28,020.00	\$16,065.00	\$900.00	\$0.00	\$0.00	\$23,040.00	\$4,500.00	No	Yes	County Grants

*Entities with red font did not respond to the current survey or did not answer, data of last survey completed given.

**Wyoming Water Development Commission
2016 Public Water System Survey
Report #5: Fiscal Data**

Row Number	Name of Entity	Annual							Is The System Self Supporting?	Other Funding Sources	What are the Other Funding Sources?
		System Budget	Operation & Maintenance	Water Quality Testing Cost	Sinking Fund Contributions	Emergency Replacement Fund	Water Bill Revenues	Tap Fee Revenues			
154	Ryan Park B Tract WC	no data	no data	no data	no data	no data	no data	no data	no data	no data	no data
155	Salt Creek Water District	no answer	no answer	no answer	no answer	no answer	no answer	\$7,500.00	Yes	No	NA
156	Saratoga, Town of	\$350,000.00	\$350,000.00	\$5,000.00	\$100,000.00	\$550,000.00	\$450,000.00	\$5,500.00	Yes	No	NA
157	Shell Valley West Water & Sewer	NA	NA	NA	NA	NA	NA	NA	Yes	No	NA
158	Shell Water Users, Inc.	no answer	no answer	no answer	no answer	no answer	no answer	no answer	Yes	No	NA
159	Sheridan, City of	\$8,805,000.00	\$3,100,000.00	\$40,000.00	\$110,000.00	\$1,662,000.00	\$3,350,000.00	\$175,000.00	Yes	Yes	DWSRF, WWDC, CapTax, JPA Loan, Slib Grants
160	Shoshone Municipal Pipeline	\$3,385,000.00	\$2,020,000.00	\$19,200.00	\$100,000.00	\$2,363,700.00	\$1,474,000.00	\$1,546,000.00	Yes	No	NA
161	Shoshoni, Town of	\$136,163.00	\$116,577.70	\$2,060.00	\$0.00	\$150,057.60	\$140,617.70	\$0.00	Yes	No	NA
162	Sierra Madre Water & Sewer JPB	\$50,000.00	\$4,000.00	\$360.00	\$9,000.00	\$175,000.00	\$48,000.00	\$0.00	Yes	Yes	County specific purpose tax funding due to end this FY
163	Sinclair, Town of	\$451,100.00	\$230,000.00	\$300.00	\$150,000.00	\$2,400,000.00	\$150,000.00	\$20,000.00	Yes	Yes	Lease of our water rights to Sinclair Wyoming Refinery
164	Skyline Ranch I & S District	no data	no data	no data	no data	no data	no data	no data	no data	no data	no data
165	Sleepy Hollow Subdivision (formerly Central Campbell County Improvement & Service District)	\$300,000.00	\$250,000.00	\$2,500.00	\$50,000.00	NA	NA	NA	Yes	NA	
166	South Big Horn County JPB	\$242,871.00	\$106,060.00	\$500.00	\$0.00	\$27,221.00	\$262,852.00	\$10,000.00	Yes	No	NA
167	South Cheyenne Water & Sewer District	\$4,591,700.00	\$2,601,000.00	\$7,000.00	\$0.00	\$1,402,000.00	\$1,580,000.00	\$142,325.00	Yes	Yes	Mill Levy - Property Tax
168	South Circle Estates Service & Improvement District	\$3,000.00	\$2,000.00	\$4,200.00	\$0.00	\$13,763.00	\$0.00	\$3,607.00	Yes	Yes	WWDC grant-pending.
169	South Fork Improvement & Service District	\$40,000.00	\$11,800.00	\$7,560.00	\$0.00	\$0.00	\$28,200.00	\$0.00	Yes	No	NA
170	South of Laramie Water & Sewer District	\$178,771.00	\$16,000.00	\$500.00	\$0.00	\$75,000.00	\$94,489.00	\$146,340.00	Yes	No	NA
171	South Riverside Acres Water & Improvement District	\$22,000.00	\$2,000.00	\$2,000.00	\$0.00	NA	NA	NA	Yes	No	NA
172	South Thermopolis Water & Sewer District	\$119,652.00	\$5,000.00	\$350.00	\$0.00	NA	NA	NA	No	NA	Sur Charge of \$5
173	South Torrington Water & Sewer District	\$268,675.80	\$104,882.50	\$512.00	\$50,000.00	\$181,029.00	\$112,783.90	\$375.00	Yes	Yes	Goshen County Property Taxes
174	South Worland Water Users Corp.	\$101,296.60	\$32,584.57	\$316.69	\$0.00	\$30,584.83	\$103,339.60	\$0.00	Yes	Yes	interest on savings
175	Southside Well I&S District	\$14,000.00	\$3,300.00	\$2,000.00	\$100.00	\$100.00	\$9,000.00	\$0.00	Yes	No	NA
176	Spring Creek Improvement District	\$56,100.00	\$20,000.00	no data	no data	NA	NA	NA	No	NA	HA Dues
177	Squaw Creek Water District	\$65,000.00	\$22,000.00	\$1,000.00	\$42,000.00	NA	NA	NA	No	NA	Tax Assessment

*Entities with red font did not respond to the current survey or did not answer, data of last survey completed given.

**Wyoming Water Development Commission
2016 Public Water System Survey
Report #5: Fiscal Data**

Row Number	Name of Entity	Annual							Is The System Self Supporting?	Other Funding Sources	What are the Other Funding Sources?
		System Budget	Operation & Maintenance	Water Quality Testing Cost	Sinking Fund Contributions	Emergency Replacement Fund	Water Bill Revenues	Tap Fee Revenues			
178	Star Valley Ranch, Town of	\$247,048.00	\$171,767.00	\$6,000.00	\$0.00	\$0.00	\$575,409.60	\$0.00	Yes	Yes	SLIB and WWDC grants
179	Star Valley Trailer Court	\$3,000.00	\$3,000.00	\$1,000.00	\$0.00	\$7,000.00	\$0.00	\$0.00	Yes	No	Lot rent
180	Stone Gate Estates Improvement & Service District	\$69,000.00	\$20,000.00	\$500.00	\$12,000.00	\$74,500.00	\$9,500.00	\$0.00	Yes	Yes	Campbell County District Support Group
181	Sundance, City of	\$1,131,000.00	\$436,000.00	\$5,000.00	\$2,000.00	\$58,000.00	\$300,800.00	\$3,500.00	Yes	Yes	WWDC
182	Sunridge Estates	\$20,000.00	\$5,000.00	\$50.00	no data	\$12,000.00	\$22,000.00	\$0.00	Yes	No	NA
183	Sunset Ranch Water District	no answer	no answer	no answer	no answer	no answer	no answer	no answer	no answer	no answer	no answer
184	Superior, Town of	no answer	no answer	no answer	no answer	no answer	no answer	no answer	no answer	no answer	no answer
185	Sylvan Bay Homeowners Assn.	\$1,500.00	\$500.00	\$500.00	\$0.00	NA	NA	NA	No	NA	Homeowner Assessment
186	Targhee Town Water District	\$64,000.00	\$23,000.00	\$600.00	\$5,000.00	\$110,000.00	\$21,500.00	\$750.00	Yes	Yes	Tax Assesment
187	Ten Mile Water & Sewer Dist	no data	no data	no data	no data	no data	no data	no data	no data	no data	no data
188	Ten Sleep, Town of	\$43,497.34	\$10,000.00	\$1,500.00	\$0.00	\$80,037.00	\$65,000.00	\$5,000.00	Yes	No	NA
189	Teton Shadows Home Owners Assoc	\$8,000.00	NA	\$2,000.00	NA	NA	NA	NA	Yes	Yes	HOA
190	Teton Village Water and Sewer District	\$262,175.00	\$119,600.00	\$1,200.00	\$66,667.00	\$1,600,000.00	\$378,270.00	\$248,797.00	Yes	No	NA
191	Thayne, Town of	\$103,300.00	\$66,800.00	\$1,500.00	\$0.00	\$222,000.00	\$103,300.00	\$0.00	Yes	No	no answer
192	Thermopolis, Town of	\$1,272,060.00	\$1,221,031.00	\$2,876.00	\$0.00	\$0.00	\$864,649.00	\$0.00	No	Yes	The Town has received WWDC funding for water storage and SLIB funding for water main replacement.
193	Torrington, City of	\$2,343,338.00	\$1,538,428.00	\$9,742.00	\$0.00	\$0.00	\$1,638,037.00	\$6,302.00	No	No	no answer
194	Upton, Town of	\$218,701.00	\$195,601.00	\$2,500.00	\$14,000.00	\$52,955.13	\$210,200.00	\$4,000.00	Yes	No	NA
195	Vista West Improvement & Service District	\$30,000.00	\$15,900.00	\$10,800.00	\$3,000.00	\$45,584.00	\$27,000.00	\$0.00	Yes	No	NA
196	Vista West Water Company	no answer	no answer	no answer	no answer	no answer	no answer	no answer	no answer	no answer	no answer
197	Wamsutter, Town of	\$267,000.00	\$43,230.00	\$900.00	\$10,000.00	\$156,000.00	\$120,000.00	\$1,500.00	Yes	No	NA
198	Wardwell Water & Sewer District	\$4,347,755.00	\$406,409.00	\$1,600.00	\$0.00	\$1,856,745.00	\$763,063.00	\$17,106.00	Yes	Yes	Advalorem Taxes
199	Warm Springs Water District	\$76,463.10	\$45,000.00	\$3,500.00	\$0.00	\$31,000.00	\$0.00	\$3,000.00	Yes	No	NA
200	Washakie Rural Improvement & Service District	\$496,128.00	\$119,746.00	\$579.00	\$43,500.00	\$190,634.00	\$51,108.00	\$7,300.00	Yes	Yes	RD/RUS
201	Water Unlimited Inc.	no answer	no answer	no answer	no answer	no answer	no answer	no answer	Yes	No	NA
202	Wessex Improvement & Service District	\$2,500.00	\$1,500.00	\$150.00	\$0.00	\$6,000.00	\$0.00	\$0.00	Yes	Yes	\$650 Annual per household homeowner dues
203	West End Water District	\$59,000.00	\$24,500.00	\$2,500.00	\$25,000.00	NA	NA	NA	Yes	NA	NA
204	Wheatland, Town of	\$605,000.00	\$355,000.00	\$10,000.00	\$0.00	\$0.00	\$620,000.00	\$15,000.00	Yes	No	NA
205	White Mountain Water & Sewer District	\$452,559.00	\$454,865.00	\$2,000.00	NA	\$1,900,000.00	\$471,041.00	\$0.00	Yes	No	NA

*Entities with red font did not respond to the current survey or did not answer, data of last survey completed given.

**Wyoming Water Development Commission
2016 Public Water System Survey
Report #5: Fiscal Data**

Row Number	Name of Entity	Annual							Is The System Self Supporting?	Other Funding Sources	What are the Other Funding Sources?
		System Budget	Operation & Maintenance	Water Quality Testing Cost	Sinking Fund Contributions	Emergency Replacement Fund	Water Bill Revenues	Tap Fee Revenues			
206	Worland, City of	no answer	no answer	no answer	no answer	no answer	no answer	no answer	no answer	no answer	no answer
207	Wright Water & Sewer District	\$640,000.00	\$355,164.00	\$8,493.00	\$100,000.00	\$200,000.00	\$281,931.00	\$5,544.00	Yes	Yes	motor vehicle, capital tax, property tax
208	Yoder, Town of	\$53,000.00	\$45,000.00	\$1,000.00	\$4,000.00	\$32,000.00	\$53,000.00	\$1,500.00	Yes	No	NA

**Entities with red font did not respond to the current survey or did not answer, data of last survey completed given.*

Wyoming Water Development Commission
2016 Public Water System Survey
Report #6: Wellhead Protection and Conservation Measures

Row Number	Name of Entity	Number of Wells	Well Depth (ft.)	Wellhead Protection	Types of Conservation Measures	Estimated Water Savings
1	Afton, Town of	2	300	Yes	We are from WY, we are a naturally conservative bunch	Summertime, 30% to 40%
2	Air Base Acres Improvement & Service District	29	NA	unknown	none	0
3	Albin, Town of	5	300	Yes	none	0
4	Alpine, Town of	3	260	Yes	We establish water restrictions in the other summer months by resolution along with the county.	approx. 1/4
5	Alta Community Pipeline	0	NA	no data	no data	no data
6	American Road Water & Sewer District	5	540 540 495 495 1,762	Yes	Water meters	unknown
7	Antelope Valley Improvement & Service District	4	1,364 2,130 2,375 2,060	Yes	none	NA
8	Aspens/Aspens II Water & Sewer District	4	100	Yes	Water loss measures, repairs reduced eveing presure	45% in last year
9	Avalon Mobile Manor	1	180	Yes	none	NA
10	Baggs, Town of	0	NA	No	No wellhead plan, but there is a source water protection plan; Tiered rate system	unknown
11	Bairoil Sewer & Water	1	650	Yes	Water Ordinance against wasting	unknown
12	Basin, Town of	NA	NA	NA	Replacing old fire hydrants, put in new 1,000,000 water 2 yrs ago (old one leaked badly).	5% to 10%
13	Bear River Regional Joint powers Board	0	NA	No	no answer	no answer
14	Bedford Water & Sewer, District	1	320	Yes	Meters, irrigation ordinance, education.	50%
15	Bennor Estates Improvement & Service District	1	2,030	No	water meters	unknown
16	Big Horn Regional Joint Powers Board	8	2,400 to 5,200	Yes	no answer	no answer
17	Big Piney, Town of	6	120 to 901	Yes	NA	NA
18	Big Valley & Crossed Arrows Improvement District	1	90	Yes	none	NA
19	Bridger Valley Joint Powers Board	0	NA	No	no answer	no answer
20	Buffalo Valley Water District	2	140	Yes	Voluntary	unknown
21	Buffalo, City of	1	40	Yes	Tiered water rates and even & odd watering days for all customers	500,000 gallons per day +/- in summer only
22	Burlington, Town of	2	48 48	No	Raw water for irrigation.	0.3
23	Burns, Town of	4	232 220 245 220	Yes	Metered Water	500,000 gal; Water use dropped after the installation of meters and we started billing by using the meter readings

*Entities with red font did not respond to the current survey or did not answer, data of last survey completed given.

Wyoming Water Development Commission
2016 Public Water System Survey
Report #6: Wellhead Protection and Conservation Measures

Row Number	Name of Entity	Number of Wells	Well Depth (ft.)	Wellhead Protection	Types of Conservation Measures	Estimated Water Savings
24	Byron, Town of	0	NA	No	No conservation measures in place at this time.	NA
25	Cambria Improvement and Service District	0	NA	No	Meters	unknown
26	Canyon Improvement and Service District	1	2,100	No	Metered Services	no answer
27	Casper, City of	29	35 40	Yes	Voluntary - continuous; Mandatory restrictions - if needed, during times of priority administration	unknown
28	Casper, City of Central Wyoming Regional Water System	29	35 40	Yes	Voluntary - continuous; Mandatory restrictions - if needed, during times of priority administration	unknown
29	Cedar Hills Water Association	2	1,500	No	No	NA
30	Centennial Water District	2	800 860	Yes	Irrigation only in early morning and late evening in the heat of summer.	5% to 10%
31	Cheyenne Board of Public Utilities, City of	35	average 475	Yes	City codes: prohibited & enforced no watering between 10am-5pm May 1 thru Sept. 1; Enforced watering schedule (dependent on water supply); Prohibited & enforced wasteful water use; New sod or seed requirements; Best management practices; Drought plan	10% to 15%
32	Chugwater, Town of	3	83.7 94.5 180	Yes	no answer	no answer
33	Clearmont, Town of	2	522 1,447	No	unknown	no answer
34	Clearview Improvement & Service District	0	NA	No	Repair leaks in system; No legal recourse for water waste	unknown
35	Cody, City of	0	NA	No	Meters and relatively high cost of water. Annual leak detection of the entire system. Customer discretion, with our raw water system for irrigation needs, treated water use is fairly conservative.	unknown
36	Cokeville, Town of	2	173 175	No	no answer	no answer
37	Cook Road Water District	2	2,230 2,304	No	Water meters	unknown
38	Cooper Subdivision Mobile Home Park	1	100	No	no answer	NA
39	Country Meadows LLC	3	190	Yes	no data	NA
40	Countryside Court	1	50	Yes	none	NA
41	Countryside Water Users, Inc.	3	850	No	No	no data
42	Cowley, Town of	1	2,600	No	no answer	no answer
43	Crestview Improvement & Service District (formerly Crestview Estates Subdivision)	1	1,600	No	Water meters	unknown
44	Dave Johnston Power Plant	1	no data	Yes	Leak protection	N/A
45	Dayton, Town of	1	2,600	Yes	by Town Ordinance	50%

*Entities with red font did not respond to the current survey or did not answer, data of last survey completed given.

Wyoming Water Development Commission
2016 Public Water System Survey
Report #6: Wellhead Protection and Conservation Measures

Row Number	Name of Entity	Number of Wells	Well Depth (ft.)	Wellhead Protection	Types of Conservation Measures	Estimated Water Savings
46	Deaver, Town of	0	NA	No	New water pits & meters to prevent leaking as the old meters were prone to leaking	unknown, just replaced meters and meter pits.
47	Dillman Estates	7	80 to 115	Yes	none	NA
48	Dixon, Town of	0	NA	No	none	0
49	Douglas, City of	1	1,165	Yes	Watering restrictions during severe drought conditions.	unknown; customer participation is encouraged and enforced if necessary.
50	Dubois, Town of	2	75	Yes	no answer	no answer
51	East Thermopolis, Town of	0	NA	No	no answer	no answer
52	Edgerton, Town of	unknown	unknown	No	No	no data
53	Eight Mile Improvement & Service District	1	1,994	No	Water meters	unknown
54	Elk Mountain, Town of	2	2,974	Yes	Tiered Rates	unknown
55	Encampment, Town of	0	NA	No	Water meters and another separate irrigation system	unknown savings, but the burden on the water plant is greatly lifted due to irrigation system
56	Etna Water & Sewer District	1	450	Yes	No unrestricted hose ends	NA
57	Evanston, City of	4	185 65 530 530	Yes	NA	NA
58	Evansville, Town of	0	NA	No	no answer	no answer
59	Evergreen Mobil Home Park LLC	1	no data	No	no data	NA
60	Fairview Water & Sewer District	1	125	no data	no data	no data
61	Force Road Joint Powers Board	2	1,520	Yes	Odd - Even watering days.	50%
62	Fort Laramie, Town of	2	80 82	Yes	Reduced the amount of gallons allowed per customer, and made a tier system for overages 12-15,000 gallons \$1.00 per thousand over, 15,001-17,500 \$3.00 per thousand gallons over 17,501-20,000 gallons \$4.00 per thousand gallons over. 20,000 gallon and up \$1.50 per thousand over.	unknown
63	Fox Ridge Subdivision Improvement & Service District	1	1,800	No	Water meters	unknown
64	Frannie, Town of	0	NA	No	no answer	no answer
65	Freedom Hills Improvement and Service District	2	1,300 1,254	No	none	unknown
66	Freedom Water & Sewer District	1	360	Yes	TR	NA
67	Gardens North Home Owners Association	1	400	Yes	No	0
68	Gillette, City of	26	1,200 to 3,997	Yes	Odd/even days and watering on Mondays, Tiered rates, Water budgets for large irrigators	NA
69	Glendo, Town of	2	525	No	All lots are metered	no answer

*Entities with red font did not respond to the current survey or did not answer, data of last survey completed given.

Wyoming Water Development Commission
2016 Public Water System Survey
Report #6: Wellhead Protection and Conservation Measures

Row Number	Name of Entity	Number of Wells	Well Depth (ft.)	Wellhead Protection	Types of Conservation Measures	Estimated Water Savings
70	Glenrock, Town of	4	1,230	Yes	Messages on Water Bills, Facebook page, and Webpage	18%
71	Grace Land Improvement & Service District	1	1,770	Yes	Water meters	unknown
72	Granger, Town of	0	NA	No	No	NA
73	Greater Smoot Water & Sewer District	1	350	Yes	Metered Water	no answer
74	Green River - Rock Springs - Sweetwater County Joint Powers Water Board	0	NA	No	no answer	no answer
75	Green River, City of	0	NA	No	We are in the process of changing water meters to small meters.	unknown
76	Green Valley Estates Improvement District	1	1,260	Yes	Water restrictions in summer months (water every other day, no watering on Monday)	50,000 gpd (June-Aug)
77	Greybull, Town of	3	3,000	No	Lawn watering restrictions during peak demand times, if needed.	unknown
78	Gros Ventre Utility	2	151	No	No	NA
79	Grover W&S District	1	300	Yes	Tiered rates	unknown
80	Guernsey, Town of	3	91 90 188	Yes	Tier rates	unknown
81	Hanna, Town of	1	no answer	No	no answer	no answer
82	Happy Valley Pipeline	0	NA	No	no answer	no answer
83	Hartville, Town of	2	60	Yes	Replace pumps and chlorinator.	NA
84	Heritage Village Water & Sewer District	3	1,000	Yes	Odd - Even watering days.	50%
85	Hudson, Town of	10	60	Yes	TR, WO	NA
86	Hulett, Town of	1	1,200	No	Information given to the public	unknown
87	Hyattville Service & Improvement District	1	3,600	Yes	Lawn watering from town, irrigation ditch off creek	unknown
88	Indian Paintbrush Water District	2	300 300	Yes	Advisements only at this point.	no answer
89	Jackson, Town of	7	120	Yes	Meters	50%
90	Jamestown-Rio Vista Water & Sewer	no data	no data	no data	no data	no data
91	Jeffrey City Water & Sewer District	no data	no data	no data	no data	no data
92	Juby's Mobile Home Park	0	NA	Yes, City of Cody	NA	NA
93	Kaycee, Town of	2	2,000 1,750	Yes	Water restrictions in place during summer months	200,000 gpd
94	Kemmerer - Diamondville Water & Wastewater Joint Powers Board	0	NA	No	NA	NA
95	Kirby, Town of	0	no data	no data	OT	NA
96	La Grange, Town of	2	120	Yes	No	NA
97	LaBarge, Town of	0	0	No wellhead	Metered system	unknown
98	Lance Creek Water & Sewer District	2	231	No	per gallon charge above minimum base	5000,000 gal year

*Entities with red font did not respond to the current survey or did not answer, data of last survey completed given.

Wyoming Water Development Commission
2016 Public Water System Survey
Report #6: Wellhead Protection and Conservation Measures

Row Number	Name of Entity	Number of Wells	Well Depth (ft.)	Wellhead Protection	Types of Conservation Measures	Estimated Water Savings
99	Lander, City of	0	NA	No	Tiered billing has caused users to conserve. Millions of gallons less sold last fiscal year.	110,000,000
100	Laramie, City of	9	156 to 350	Yes	Watering restrictions, low flow fixtures	unknown
101	Lingle, Town of	3	76	Yes	Voluntary & Water saving ordinance	5% to 10%
102	Lovell, Town of	0	NA	No	no answer	no answer
103	Lucerne Water & Sewer District	0	NA	Yes, through the Big Horn Regional.	NA; since we are a consecutive system from the Big Horn Regional.	NA
104	Lusk, Town of	4	132 484 528 579	No	no answer	no answer
105	Lyman, Town of	0	NA	No	TR, WO	NA
106	Manderson, Town of	2	860	Yes	NA	NA
107	Manville, Town of	3	100	No	NA	NA
108	Marbleton, Town of	8	700 to 1,100	Yes	none	NA
109	Meadow Springs Improvement & Service District	1	992	No	none	unknown
110	Means First Extension Water & Sewer District	3	1,075 1,030	No	Water meters	unknown
111	Medicine Bow, Town of	3	840 840 640	Yes	NA	NA
112	Meeteetse, Town of	0	NA	No	no answer	no answer
113	Melody Ranch Improvement & Service District	2	100	No	Water meters, Separate irrigation water system	50% to 75%
114	Midwest, Town of	0	0	NA	NA	NA
115	Miller Lower Mobile Home Park	2	225 400	Yes	no answer	no answer
116	Mills, Town of	7	30	Yes	Public notice, Newsletters, Radio, TV	5%
117	Monroe Ave Mobile Home Park	3	no data	Yes	none	NA
118	Moorcroft, Town of	6	420 to 658	Yes	Fence around & cement pad around wellhead and building around them	0
119	Mountain View Estates	no data	no data	no data	no data	NA
120	Mountain View, Town of	0	NA	NA	NA	NA
121	Newcastle, City of	4	3,000	Yes	Meters	no answer
122	North End Water Users, Inc. (no longer in service, taken over by Northwest Rural Water -01/2015)	0	0	0	0	0
123	North Platte Water & Sewer District	0	NA	No	none	NA
124	Northwest Rural Water District	0	NA	No	Tiered Rates	10,000 gal/mo.
125	Opal, Town of	3	480 400 450	No	none	0
126	Orchard Valley Water Co.	2	250	Yes	Water restrictions	unknown
127	Osage Water District	1	2,100	Yes	Metering	no answer
128	Osmond Pipeline Company	0	NA	Yes	Monitor for leaks and customer support	NA

*Entities with red font did not respond to the current survey or did not answer, data of last survey completed given.

Wyoming Water Development Commission
2016 Public Water System Survey
Report #6: Wellhead Protection and Conservation Measures

Row Number	Name of Entity	Number of Wells	Well Depth (ft.)	Wellhead Protection	Types of Conservation Measures	Estimated Water Savings
129	Pavillion, Town of	5	515	Yes	none	NA
130	Peoples Improvement & Service District	1	1,420	No	Water Services Are Metered.	no answer
131	Pine Bluffs, Town of	5	116 97.6 110 640 640	Yes	voluntary water restrictions (3 days per week)	300,000 gal
132	Pine Haven, Town of	2	3,400	Yes	none	no answer
133	Pinedale Municipal Water System	0	NA	no data	No	no data
134	Pineview Im. & Svc. District (formerly: Glory Hole Homeowners Association)	1	1,280	No	none	unknown
135	Pioneer Mobile Home Park	0	NA	No	Xeriscapes and water ratio odd/even days.	unknown
136	Pioneer Water & Sewer District	0	NA	No	Tiered Rate Structure	unknown
137	Pleasant View Water Co, Inc.	0	NA	No	Water is restricted when City of Casper tells us to.	Most water is used in the summer time.
138	Poison Spider Improvement & Service District	0	NA	No	NA	no answer
139	Powell, City of	0	NA	Yes	Securely sealed	no answer
140	Rafter D Improvement & Service District	1	1,500	No	Water meters	unknown
141	Rafter J Subdivision Ho Assn	no data	no data	no data	no data	no data
142	Raintree Estates	1	360	Yes	potable use only. No outdoor uses	no answer
143	Ranchester, Town of	0	NA	No	no answer	no answer
144	Rawlins, City of	3	1,500	Yes	NA	NA
145	Red Lane Domestic Water, Inc.	0	no answer	No	none	NA
146	Ridgewater Improvement District	0	NA	NA	NA	unknown
147	Rivermeadows Water District	no data	no data	no data	no data	no data
148	Riverside Mobile Home (Trailer) Court	2	30 40	Yes	no answer	no answer
149	Riverton, City of	14	450 795	No	no answer	no answer
150	Rock River, Town of	0	NA	No	no answer	no answer
151	Rock Springs, City of	0	NA	No	reclaimed water for irrigation	1,000,000 gal/day
152	Rolling Hills, Town of	5	1,853	Yes	Town ordinance states residents water usage can be restricted during drought.	NA
153	Rozet Ranchettes Improvement & Service District	1	1,200	No	Water meters	unknown
154	Ryan Park B Tract WC	3	900	No	no data	NA
155	Salt Creek Water District	1	2,500	Yes	Metering	50%
156	Saratoga, Town of	5	300' +	Yes	Tiered rate - cost increases with usage.	5%
157	Shell Valley West Water & Sewer	0	NA	No	none	0
158	Shell Water Users, Inc.	0	NA	No	none	unknown
159	Sheridan, City of	0	NA	No	no answer	no answer
160	Shoshone Municipal Pipeline	0	NA	No	Our rates and the rates charged by the entities we sell to are high enough to be considered conservation rates.	unknown
161	Shoshoni, Town of	4	580 620 1,051 1,040	Yes	no answer	no answer

*Entities with red font did not respond to the current survey or did not answer, data of last survey completed given.

Wyoming Water Development Commission
2016 Public Water System Survey
Report #6: Wellhead Protection and Conservation Measures

Row Number	Name of Entity	Number of Wells	Well Depth (ft.)	Wellhead Protection	Types of Conservation Measures	Estimated Water Savings
162	Sierra Madre Water & Sewer JPB	3	215 620 620	Yes	None other than: the more you use, the more you pay.	unknown
163	Sinclair, Town of	0	NA	No	Mandatory water restrictions in drought years	unknown
164	Skyline Ranch I & S District	no data	no data	no data	no data	no data
165	Sleepy Hollow Subdivision (formerly Central Campbell County Improvement & Service District)	4	2,560	Yes	none	NA
166	South Big Horn County JPB	2	5,300 5,400	Yes	No	NA
167	South Cheyenne Water & Sewer District	0	NA	No	We follow the POPU/Provider to the district conservation measures	no answer
168	South Circle Estates Service & Improvement District	1	3,000	No	unknown	unknown
169	South Fork Improvement & Service District	1	1,530	No	no answer	no answer
170	South of Laramie Water & Sewer District	0	NA	No	NA	A lot of our customers use wells to water lawns, trees, shrubs, etc.
171	South Riverside Acres Water & Improvement District	2	30	No	None-water meters	NA
172	South Thermopolis Water & Sewer District	0	NA	no data	No	NA
173	South Torrington Water & Sewer District	0	NA	Yes	Irrigation Scheduling for residential watering	unknown
174	South Worland Water Users Corp.	0	NA	No	none	unknown
175	Southside Well I&S District	1	1,900	Yes	Voluntary restrictions on use	500,000
176	Spring Creek Improvement District	2	250	Yes	No	NA
177	Squaw Creek Water District	2	30	No	TR	NA
178	Star Valley Ranch, Town of	3	283 250 250	Yes	no answer	no answer
179	Star Valley Trailer Court	1	180	Yes	Daily monitoring of use. If use goes up, reason is investigated & remedied.	unknown
180	Stone Gate Estates Improvement & Service District	2	1,706 1,620	No	Water meters	unknown
181	Sundance, City of	4	1,600	Yes	none	0
182	Sunridge Estates	1	440	Yes	Encourage to conserve	unknown
183	Sunset Ranch Water District	0	NA	No	meters	unknown
184	Superior, Town of	3	1,700 1,720 968	No	no answer	no answer
185	Sylvan Bay Homeowners Assn.	0	NA	Yes	NA	NA
186	Targhee Town Water District	3	220 to 450	No	Educational Info to Customers	unknown
187	Ten Mile Water & Sewer Dist	no data	no data	no data	no data	no data
188	Ten Sleep, Town of	2	1,000	Yes	metering	unknown
189	Teton Shadows Home Owners Assoc	1	65' +	No	none	NA
190	Teton Village Water and Sewer District	5	160	Yes	Leak detection annually	12,000,000 gal. annually

*Entities with red font did not respond to the current survey or did not answer, data of last survey completed given.

Wyoming Water Development Commission
2016 Public Water System Survey
Report #6: Wellhead Protection and Conservation Measures

Row Number	Name of Entity	Number of Wells	Well Depth (ft.)	Wellhead Protection	Types of Conservation Measures	Estimated Water Savings
191	Thayne, Town of	1	272	No	Meters	no answer
192	Thermopolis, Town of	3	30 65 65	Yes	Routine inspections of area around the well head for the seals, etc. All wells are under direct influence of surface water and treated.	no answer
193	Torrington, City of	3	120	Yes	Full time water restrictions	53%
194	Upton, Town of	3	3,400	No	NA	NA
195	Vista West Improvement & Service District	2	400 1,140	No	no answer	no answer
196	Vista West Water Company	0	NA	No	no answer	no answer
197	Wamsutter, Town of	3	2,820	Yes	Meters	NA
198	Wardwell Water & Sewer District	0	NA	No	none	0
199	Warm Springs Water District	1	600	No	Voluntary	unknown
200	Washakie Rural Improvement & Service District	0	NA	No	NA	NA
201	Water Unlimited Inc.	1	2,700	Yes	no answer	no answer
202	Wessex Improvement & Service District	1	800	No	no answer	no answer
203	West End Water District	1	2,775	Yes	No	NA
204	Wheatland, Town of	8	average 530	No	Year round water restrictions.	unknown
205	White Mountain Water & Sewer District	NA	NA	NA	NA	NA
206	Worland, City of	2	2,854 2,236	No	no answer	no answer
207	Wright Water & Sewer District	6	2,400 3,000	Yes	none	0
208	Yoder, Town of	4	160 to 900	Yes	NA	NA

**Entities with red font did not respond to the current survey or did not answer, data of last survey completed given.*