
STATE OF WYOMING

2018

Public Water System Survey Report



Wyoming Water Development Commission
6920 Yellowtail Rd.
Cheyenne, WY 82002
307-777-7626
wwdc.state.wy.us

The Wyoming Water Development Commission

2018 Public Water System Survey Report

During early 2018, the Wyoming Water Development Commission (WWDC) conducted a survey, administered by the Water Resources Data System (WRDS), of all known municipal and non-municipal community public water systems in the State of Wyoming. Out of 192 potential surveys, 102 were returned. The WWDC is grateful for the cooperation of the entities that submitted information.

The results of this survey have been summarized in the following reports. All information contained in these reports was submitted by municipalities, special districts, utility companies, or homeowners associations. Data were checked or verified only if a conflict or obvious discrepancy was noted during the data entry process. Some entities responded with incomplete information, and others indicated that systems were closed, incorporated into another entity or so small that the questions on the survey did not apply. Therefore, some data may not appear for certain entities. Water rates, testing costs, and other information may have changed since the survey was completed. If more specific or more current data are necessary, users should contact individual systems.

The WWDC hopes these reports are of benefit to Wyoming communities, agencies and water users. If the information in these reports is inaccurate for your community, please send corrections to the WWDC as the database will be updated on a regular basis.

The 2018 Water System Survey Report consists of six separate reports, each of which is explained in detail within the following *Key to Water System Survey Reports*. This key identifies and defines the individual fields in the reports. Codes used in various fields are explained at the beginning of each report. If the question was not answered, a 'no answer', 'unknown' or 'no data' comment was inserted.

If you have any questions, comments or suggestions on this survey or future surveys, please contact

Jodee Pring
Wyoming Water Development Commission
6920 Yellowtail Rd.
Cheyenne, WY 82002
Office: 307-777-7626
jodee.pring@wyo.gov

OR

Rosemary Hatch
Water Resources Data System
1000 E. University Ave.
Laramie, WY 82070
Office: 307-766-2741
rhatch2@uwyo.edu

KEY TO WATER SYSTEM SURVEY REPORTS

Report #1: Mailing List

This Report contains the date of last completed survey, entity name & type, EPA's public water systems (PWS) identification number, mailing address, and phone number. Entities that did not respond to the 2016 survey may have incorrect contact information.

Report #2: System Data

System data refers to the source of the entity's water supply, storage, treatment, and volumes of water. The individual fields are defined as follows:

Number of Wells:	The number of wells used by an entity.
Number of Springs:	The number of springs used by an entity.
Surface Water Source:	The surface source of an entity's water supply.
Type of Diversion:	How the surface source is diverted. NA is used for entities with no source of surface water.
Other Water Sources:	The name of other water sources, water systems or municipalities that provide the entity with water supply.
System Capacity:	The total production capabilities of all water sources in the particular entity, expressed in gallons per day (gpd).
Raw/Treated Water Storage:	The maximum values of water storage capacity, raw/treated, in gallons.
Treatment Methods:	Methods the water system currently uses on a regular basis to treat the water supply.

Report #3: System Use

This report contains information pertaining to water system usage, providing information on the total population served, amount of average use, and other factors that may affect water consumption levels. The individual fields are defined as follows:

Total Population Served:	Number of people in the entity receiving water services
Number of Taps Inside & Outside entity:	The number of service connections within the boundaries of the entity. The number of service connections outside the entity boundaries.
Total annual water use by the system:	The total gallons of water used by the water system annually in gallons.
Peak day water use for the system:	The maximum gallons of water used by the system in a 24 hour period in gallons.
Whom do you sell water to:	For those entities that sell water, to whom do you sell?
What is the estimated loss to leakage (gpd &/or %):	The estimated total water lost by the system lost through leakage in gallons per day or in a percentage. Most answers are approximations.

Report #4: Billing Rates

The Billing Rates Report consists of billing information for each entity. The individual fields are defined as follows:

Is the System billed by Meter:	Yes or No, does the entity bill by meter.
Average Monthly Water Bill:	The entity's estimate of the average residential water bill.
Residential Tap Fees:	The dollar amount a person pays to connect his or her home to an entity's water supply.
Residential Base Water Rate:	The dollar amount the entity charges as a base rate. Additional water use above the base rate may increase the total water bill.
Residential Gallons Included in Base Water Rate:	The gallon amount the household can use for the base rate. Many entities allow a certain gallon amount to be used before they charge extra. Others charge a base rate for service and charge an additional amount for all gallons used.
Rate for each 1,000 gallons above the base amount:	The dollar amount per thousand gallons a homeowner must pay after using the specified monthly amount.

Report #5: Fiscal Data

This report consists of the entity's budget and includes the primary breakdown of the annual budget. Details of funding capabilities and liabilities are also covered in this report. The individual fields are defined below:

System Budget:	The total annual operating budget.
Operation & Maintenance:	The annual dollar amount allocated to maintain, repair, and operate the water system.
Water Quality Testing:	The dollar amount of the annual budget that is allocated to meet water quality testing requirements.
Sinking Fund Contributions:	The dollar amount of the annual budget that is allocated to a sinking fund. If the value is zero the entity does not regularly contribute to a sinking fund.
Emergency Replacement Fund:	The dollar amount of the annual budget that is allocated to an emergency replacement fund. If the value is zero the entity does not regularly contribute to a sinking fund.
Water Bill Revenues:	The dollar amount of the annual revenues from water bills.
Tap Fees Revenues:	The dollar amount of the annual revenues from tap fees.
Is The System Self Supporting:	Yes or No, if the revenues generated by billing fully cover the system operating costs.
Other Funding Sources What Are The Sources:	Other organizations or areas of funding that are utilized by the entity to support system construction, repairs or maintenance.

Report #6: Wellhead Protection and Conservation Measures

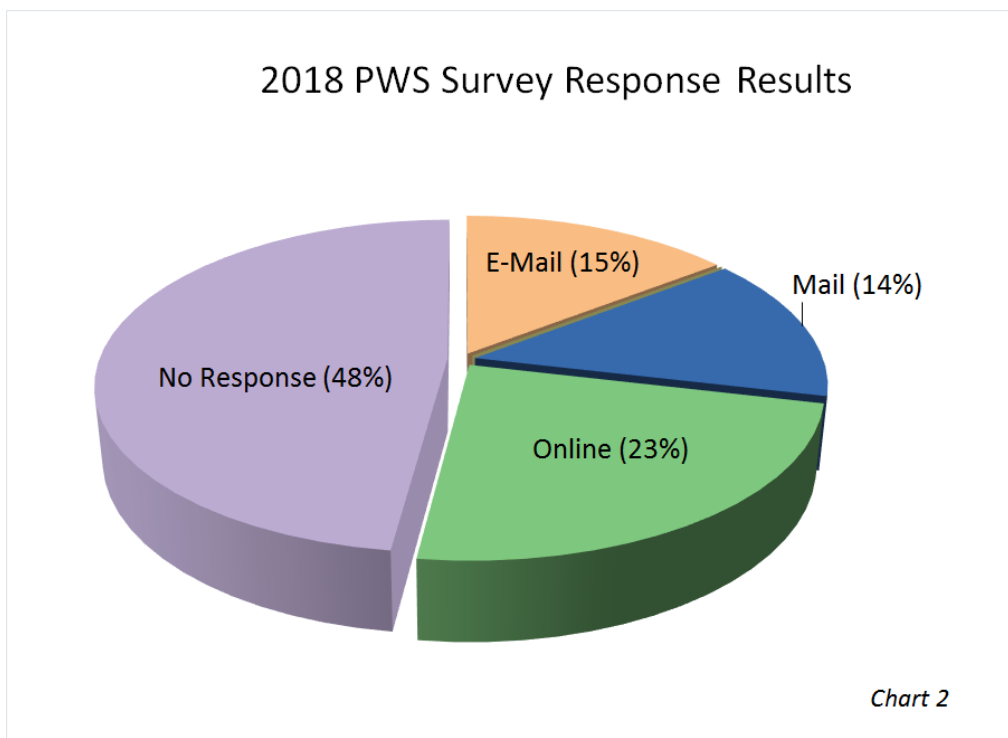
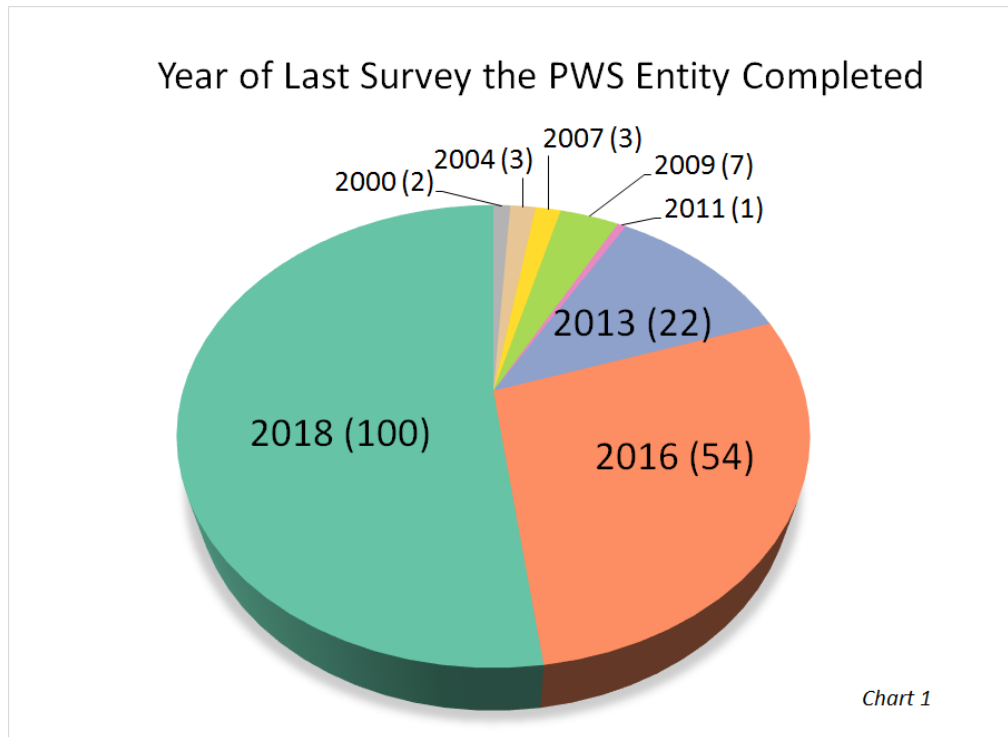
The Wellhead Protection and Conservation Measures Reports are designed to give additional information on wells located in an entity and the conservation practices in place. The individual fields are defined below:

Number of Wells:	The number of wells used by an entity.
Well Depth:	The depth of all wells located in an entity in feet. In some cases, average depth was given for multiple wells.
Wellhead Protection:	Yes or No, if the entity presently has a wellhead or source water protection plan in place.
Types of Conservation Measures:	Programs supported by the entity to reduce water consumption and increase public awareness about water conservation.
Estimated Water Savings:	Estimated water savings from conservation practices.

*Entities with red font did not respond to the current survey or did not answer; data of last survey completed given.

Wyoming Public Water System Survey General Statistics:

A total of 192 Public Water Systems (PWS) are listed in the WRDS database. From those, 100 Public Water System Entities responded (2016 survey had 139 respondents), 2 are new entities for this survey, 2 are no longer operating, and 9 of the entities contact information was out of date and unreachable. 92 entities have not completed a survey since 2013 at the earliest (*Chart 1*). Survey response methods varied: 45 (45%) were taken online, 28 (28%) were sent in by email, 27 (27%) by mail, and 92 (48%) did not respond to the survey (*Chart 2*).



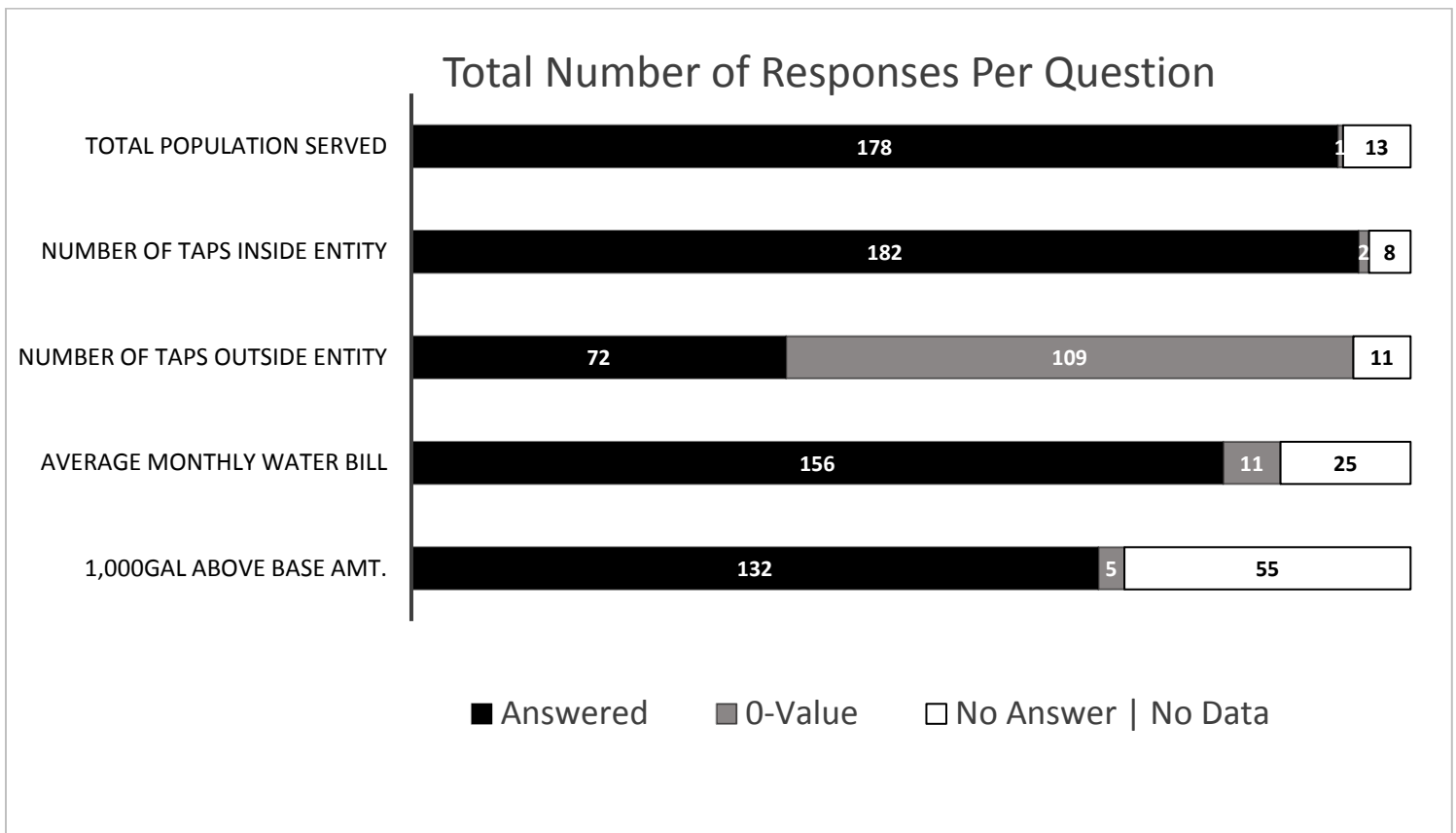
The table below provides basic information for public water use across the state. The survey data were reviewed and tabulated, with unexplained outliers removed to provide averages and totals for water use, rates and general fiscal information.

In previous years, the Total Population Served statistic included systems that sold water to other entities. In this report, any population that has been determined to be served by a consecutive system, and consequently double counted by the parent system, has been removed from the total count.

	Total Amount	Average
Total Population Served	480,512	
Number of Taps in Entity	196,695	
Number of Taps outside Entity	18,790	
Number of Wells	446	
Number of Springs	45	
Total System Capacity (gal/day)	408,106,562	
Total Raw Water Storage (gal)	27,908,622,134	
Total Treated Water Storage (gal)	293,606,161	
Total Annual System Water Use (gal)	38,890,430,875	
Peak Day System Water Use (gal)	12,191,522,436	
Percentage of System Metered		80%
Residential Tap Fees	\$253,732	\$1,922
Residential Base Water Rate		\$34
Residential: Gallons included in Base Water Rate	970646	
Commercial Tap Fees	\$194,794	\$2,214
Commercial Base Water Rate		\$60
Commercial: Gallons included in Base Water Rate		\$7,930
Average Monthly Water Bill		\$40
Rate for Each 1,000 gal above Base Amount		\$2
Household Bill for Using 10,000 gal/month		\$48
Household Bill for Using 20,000 gal/month		\$71
Annual Budget for the System	\$197,376,231	\$1,290,041
Annual Operation & Maintenance	\$74,572,138	\$507,293
Annual Water Quality Testing Cost	\$897,702	\$5,541
Emergency Replacement Fund	\$93,708,889	\$637,475
Annual Sinking Fund Contributions	\$8,638,715	\$68,561
Water Bill Revenues	\$109,375,508	\$804,232

The chart below displays the total number of responses per question from a subset of the previous table’s questions. If a question in the survey had a response then the number of entities that answered it is displayed in black; if the question had a “0” value entered it is displayed in grey; and if the question was left blank a ‘No Answer | No Data’ label is displayed in white. The number in the column is the total response count for each category.

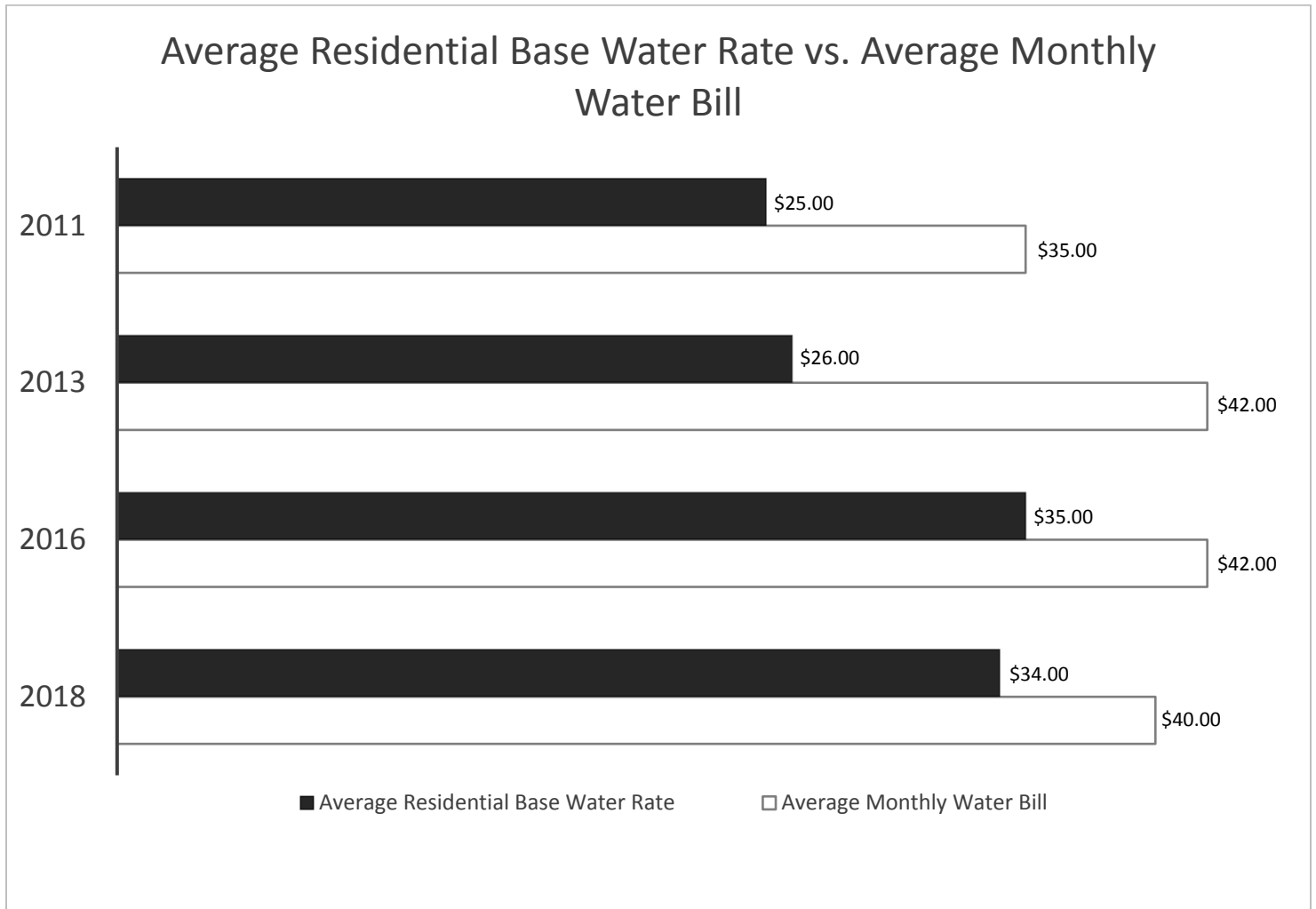
These data give us a sense of data completeness for a given answer as all entities did not answer every question. For example the question “Number of Taps inside an Entity”, 182 entities gave an answer, 2 entities entered in a 0-value and 8 did not answer the question. Therefore 95% of the entities completed this question, and the more times a question is answered the more confident we can be in the general results derived from that question. Whereas, any summary results that we tabulate from a question with fewer responses may not be indicative of a larger trend, making us slightly less confident in the quality of the results.



The following table displays the responses for the yes/no survey questions. If the question was left blank in the survey a 'No Data' response was noted and tabulated in the last column.

	Yes	No	No Data
The Entity Bills by Meter	137	45	10
Water System Self-Supporting	141	33	18
Wellhead Protection Plan in Place	89	61	42

A comparison of the Average Residential Base Water Rate and Average Monthly Water Bill for the last three survey is shown in the table below. The Y-axis displays data from the year of the survey and the X-axis is the dollar amount. From 2011 to 2016, an increase in the Average Residential Base Water Rate is shown, and then slightly decreased between 2016 and 2018. The Average Monthly Water Bill had an increase between 2011 and 2013 but between 2013 and 2016 has remained the same, followed by a decrease in 2018.



**Wyoming Water Development Commission
2018 Wyoming Public Water Systems Report
Report #1: Mailing List**

Entities in red font did not respond to current survey, most recent data given.

Row Number	Date Survey Received	Name of Entity	Type of Entity	PWS Number	Address	City	State	Zip	County	Phone
1	1/6/2016	Afton, Town of	Municipality	560002C	PO Box 310	Afton	WY	83110	Lincoln	(307) 885-9831
2	4/14/2018	Air Base Acres I&S District	District	5600080C	2814 Burris Road	Casper	WY	82604	Natrona	(307) 251-2118
3	3/20/2018	Albin, Town of	Municipality	5600189C	PO Box 188	Albin	WY	82050	Albany	(307) 246-3386
4	3/5/2009	Alpine	Municipality	5600156C	PO Box 3070	Alpine	WY	83128	Lincoln	(307) 654-7754
5	11/12/2015	American Road Water & Sewer District	Special District	5600968C	PO Box 2874	Gillette	WY	82717	Campbell	(307) 685-8235
6	3/19/2018	Antelope Valley Improvement & Service District	District	5600251C	PO Box 2917	Gillette	WY	82717	Campbell	(307) 299-3544
7	2/22/2018	Aspens Pines Water & Sewer District	District	5600220C	PO Box 716	Wilson	WY	83014	Teton	(307) 739-9777
8	6/4/2013	Avalon Mobile Manor	Mobile Home Park	5600266C	429 Gardenia Dr.	Cheyenne	WY	82009	Laramie	(307) 635-1645
9	3/1/2018	Baggs, Town of	Municipality	5600058C	130 Penland St	Baggs	WY	82321	Carbon	(307) 380-7335
10	3/21/2018	Bairoil, Town of	Municipality	5600003C	1101 Antelope Dr, P.O. Box 58	Bairoil	WY	82322	Sweetwater	(307) 324-7653
11	9/30/2013	Basin, Town of	Municipality	5600004C	PO Box 599	Basin	WY	82410	Big Horn	(307) 568-3331
12	1/25/2018	Bear River Regional Joint Powers Board	Joint Powers Board	5601019C	81 Elk Drive	Bear River	WY	82930	Uinta	(307) 789-2800
13	6/19/2013	Bedford Water & Sewer, District	District	5600006C	PO Box 4144, 219 B Street	Bedford	WY	83112	Lincoln	(307) 883-4144
14	11/12/2015	Bennor Estates Improvement & Service District	Special District	5601596C	PO Box 2544	Gillette	WY	82717	Campbell	(307) 685-8235
15	1/26/2016	Big Horn Regional Joint Powers Board	JPB	5601630C	PO Box 346	Worland	WY	82401	Washakie	(307) 347-4042
16	6/12/2013	Big Piney, Town of	Municipality	5600007C	PO Box 70	Big Piney	WY	83113	Sublette	(307) 260-6362
17	7/3/2013	Big Valley & Crossed Arrows Improvement District	District	5601193C	PO Box 33	Meeteetse	WY	82133	Park	(307) 868-2644
18	2/16/2018	Bridger Valley Joint Powers Board	Joint Powers Board	5600757C	5716 S. Hwy 410	Mountain View	WY	82932	Uinta	(307) 782-3130
19	3/27/2018	Broken Wheel Ranch Improvement & Service District	District	5601625C	PO Box 3573	Alpine	WY	83128	Lincoln	(307) 654-6770
20	2/22/2018	Buffalo Valley Water District	District	5600435C	PO Box 321	Moran	WY	83013	Teton	(307) 543-2555
21	2/27/2018	Buffalo, City of	Municipality	560005C	46 N. Main St	Buffalo	WY	82834	Johnson	(307) 684-7335
22	2/21/2018	Burlington, Town of	Municipality	5601098C	PO Box 38	Burlington	WY	82411	Big Horn	(307)762-3502
23	2/5/2018	Burns, Town of	Municipality	5600188C	PO Box 247	Burns	WY	82056	Laramie	(307) 547-2206
24	3/27/2018	Byron, Town of	Municipality	5600008C	35 S. Pryor	Byron	WY	82412	Big Horn	(307) 548-7490
25	1/10/2016	Cambria Improvement and Service District	District	5601028C	PO Box 91	Newcastle	WY	82701	Weston	(307) 746-8057
26	1/10/2016	Canyon Improvement and Service District	District	5601632C	PO Box 111	Newcastle	WY	82701	Weston	(307) 746-8057
27	4/19/2018	Casper, City of	Municipality	5601415C	200 N David Street	Casper	WY	82601	Natrona	(307) 235-7543
28	4/19/2018	Casper, City of Central Wyoming Regional Water System	Joint Powers Board	5600009C	200 N David Street	Casper	WY	82601	Natrona	(307) 235-7543
29	9/16/1999	Cedar Hills Water Association	Company	5600780C	PO Box 2917	Gillette	WY	82717	Campbell	(307) 299-9911
30	2/9/2016	Centennial Water District	Municipality	5601232C	14 Fox Creek Rd	Laramie	WY	82070	Albany	(307) 742-5629

**Wyoming Water Development Commission
2018 Wyoming Public Water Systems Report
Report #1: Mailing List**

Entities in red font did not respond to current survey, most recent data given.

Row Number	Date Survey Received	Name of Entity	Type of Entity	PWS Number	Address	City	State	Zip	County	Phone
31	3/28/2018	Cheyenne Board of Public Utilities, City of	Municipality	5600011C	2416 Snyder Ave	Cheyenne	WY	82001	Laramie	(307) 637-6415
32	1/28/2018	Chugwater, Town of	Municipality	5600200C	PO Box 151	Chugwater	WY	82210	Platte	(307) 422-3369
33	1/29/2018	Clearmont, Town of	Municipality	5600013C	PO Box 127	Clearmont	WY	82835	Sheridan	(307) 758-4465
34	2/5/2018	Clearview Improvement & Service District	District	5600091C	PO Box 2634	Rock Springs	WY	82902	Sweetwater	(307) 362-1140
35	10/7/2015	Cody, City of	Municipality	5600207C	PO Box 2200	Cody	WY	82414	Park	(307) 527-7511
36	1/11/2016	Cokeville, Town of	Municipality	5600015C	110 Pine St	Cokeville	WY	83114	Lincoln	(307) 279-3227
37	11/12/2015	Cook Road Water District	Special District	5601399C	PO Box 2682	Gillette	WY	82717	Campbell	(307) 685-8235
38	1/6/2016	Cooper Subdivision Mobile Home Park	Private Company	5601450C	1217 Lane 8	Powell	WY	82435	Park	(307) 202-1260
39	2/16/2018	Cottonwood Acres Subdivision	Community	5601233C	1957 Rd 84	Lingle	WY	82223	Goshen	(307) 575-4624
40	9/5/2007	Countryside Court	Private Company	5600756C	Box 2974	Mills	WY	82644	Natrona	(307) 265-0925
41	3/11/2009	Countryside Water Users, Inc.	Private Company	5600192C	PO Box 2917	Gillette	WY	82717	Campbell	(307) 299-9911
42	2/2/2018	Cowley, Town of	Municipality	5600206C	PO Box 635	Cowley	WY	82420	Big Horn	(307) 548-7700
43	11/12/2015	Crestview Improvement & Service District (formerly Crestview Estates Subdivision)	Special District	5600853C	PO Box 1626	Gillette	WY	82717	Campbell	(307) 685-8235
44	6/19/2013	Dave Johnston Power Plant	Industrial-Non-transient/non-community PWS	5600291C	1591 Tank Farm Rd.	Glenrock	WY	82637	Converse	(307) 995-5150
45	2/20/2018	Dayton, Town of	Municipality	5600202C	PO Box 100	Dayton	WY	82836	Sheridan	(307) 655-2217
46	3/1/2018	Deaver, Town of	Municipality	5600016C	PO Box 207	Deaver	WY	82421	Big Horn	(307) 664-2736
47	6/24/2013	Dillman Estates	Private Homeowners Association	5601248C	7615A Road 39G	Torrington	WY	82240	Goshen	(307) 532-8756
48	3/1/2018	Dixon, Town of	Municipality	5600059C	PO Box 38	Dixon	WY	82323	Carbon	(307) 383-2555
49	3/12/2018	Douglas, Town of	Municipality	5600137C	420 W. Grant	Douglas	WY	82633	Converse	(307) 358-9750
50	2/20/2018	Dubois, Town of	Municipality	5600177C	PO Box 555	Dubois	WY	82513	Fremont	(307) 455-2345
51	2/10/2016	East Thermopolis, Town of	Municipality	5600226C	112 East Warren	Thermopolis	WY	82443	Hot Springs	(307) 864-9221
52	6/21/2013	Edgerton, Town of	Municipality	5600017C	PO Box 407; 311 N. 2nd	Edgerton	WY	82635	Natrona	(307) 437-6763
53	11/12/2015	Eight Mile Improvement & Service District	Special District	5600829C	PO Box 471	Gillette	WY	82717	Campbell	(307) 685-8235
54	2/1/2016	Elk Mountain, Town of	Municipality	5600065C	PO Box 17	Elk Mountain	WY	82324	Carbon	(307) 348-7388

**Wyoming Water Development Commission
2018 Wyoming Public Water Systems Report
Report #1: Mailing List**

Entities in red font did not respond to current survey, most recent data given.

Row Number	Date Survey Received	Name of Entity	Type of Entity	PWS Number	Address	City	State	Zip	County	Phone
55	1/31/2018	Encampment, Town of	Municipality	5600060C	PO Box 5	Encampment	WY	82325	Carbon	(307) 327-5501
56	8/10/2009	Etna Water & Sewer District	Municipality	5600157C	PO Box 5031	Etna	WY	83118	Lincoln	(307) 883-4198
57	2/7/2018	Evanston, Town of	Municipality	5600150C	266 Ortega Ct	Evanston	WY	82930	Uinta	(307) 677-1388
58	1/20/2016	Evansville, Town of	Municipality	5600018C	PO Drawer 158	Evansville	WY	82363	Natrona	(307) 234-9678
59	2/20/2011	Fairview Water & Sewer District	Private	5600166C	PO Box 1617	Afton	WY	83110	Lincoln	(307) 887-9077
60	5/2/2013	Force Road Joint Powers Board	Joint Powers Board	5600148C	PO Box 260	Upton	WY	82730	Weston	(307) 468-2427
61	1/29/2018	Fort Laramie, Town of	Town Municipality	5600185C	PO Box 117	Fort Laramie	WY	82212	Goshen	(307) 837-2711 Ext. 2
62	11/12/2015	Fox Ridge Subdivision Improvement & Service District	Special District	5601615C	PO Box 4314	Gillette	WY	82717	Campbell	(307) 685-8235
63	1/5/2016	Frannie, Town of	Municipality	5600210C	PO Box 72	Frannie	WY	82423	Big Horn/Park	(307) 664-2323
64	11/12/2015	Freedom Hills Improvement and Service District	Special District	5600789C	PO Box 4432	Gillette	WY	82717	Campbell	(307) 685-8235
65	4/1/2009	Gardens North Home Owners Association	Private Company	5600774C	1101 E. Park Ave.	Riverton	WY	82501	Fremont	(307) 709-4375
66	2/15/2018	Gillette, City of	Municipality	5600019C	PO Box 3003	Gillette	WY	82717	Campbell	(307) 686-5276
67	1/24/2018	Glendo, Town of	Municipality	5600231C	PO Box 396	Glendo	WY	82213	Platte	(307) 735-4242
68	2/10/2016	Glenrock, Town of	Municipality	5600199C	219 South 3rd	Glenrock	WY	82637	Converse	(307) 436-4294
69	11/12/2015	Grace Land Improvement & Service District	Special District	0000001C	PO Box 2384	Gillette	WY	82717	Campbell	(307) 685-8235
70	2/1/2002	Granger, Town of	Municipality/Town	5600020C	PO Box 42	Granger	WY	82934	Sweetwater	(307) 875-5557
71	2/1/2016	Greater Smoot Water & Sewer District	District	5601937C	PO Box 76	Smoot	WY	83126	Lincoln	(307) 886-9330
72	2/20/2018	Green River, City of	Municipality	5601181C	50 E 2nd North	Green River	WY	82935	Sweetwater	(307) 872-2542
73	4/17/2018	Green River/Rock Spring/Sw. Co Joint Powers Board	Joint Powers Board	5600050C	PO Box 1299	Green River	WY	82935	Sweetwater	(307) 875-4317
74	3/13/2018	Green Valley Estates Improvement & Service District	Improvement & Service District	5601245C	111 Arrow Drive	Gillette	WY	82716	Campbell	(307) 686-3869
75	2/22/2018	Greybull, Town of	Municipality	5600022C	PO Box 271	Greybull	WY	82426	Big Horn	(307) 765-9431
76	2/13/2018	Gros Ventre North HOA	Water District	5601357C	PO Box 775	Wilson	WY	83014	Teton	(307) 690-5512
77	3/5/2018	Guernsey, Town of	Municipality	5600023C	PO Box 667	Guernsey	WY	82214	Platte	(307) 836-2335
78	12/9/2015	Hanna, Town of	Municipality	5600025C	PO Box 99	Hanna	WY	82327	Carbon	(307) 325-9424

**Wyoming Water Development Commission
2018 Wyoming Public Water Systems Report
Report #1: Mailing List**

Entities in red font did not respond to current survey, most recent data given.

Row Number	Date Survey Received	Name of Entity	Type of Entity	PWS Number	Address	City	State	Zip	County	Phone
79	2/3/2016	Happy Valley Pipeline	Private	5600153C	3272 HWY 241	Afton	WY	83110	Lincoln	(307) 887-1626
80	7/1/2013	Hartville, Town of	Municipality/Town	5600186C	PO Box A	Hartville	WY	82215	Platte	(307) 836-2288
81	5/2/2013	Heritage Village Water & Sewer District	District	5600249C	PO Box 260	Upton	WY	82730	Weston	(307) 468-2427
82	2/21/2018	Hudson, Town of	Municipality	5600183C	PO Box 565	Hudson	WY	82515	Fremont	(307) 332-3605
83	3/27/2018	Hulett, Town of	Municipality	5600026C	PO Box 278	Hulett	WY	82720	Crook	(307) 467-5771
84	1/30/2018	Indian Paintbrush Water District	District	5324206C	PO Box 1985	Wilson	WY	83014	Teton	(307) 733-5459
85	6/13/2013	Jackson, Town of	Municipality	5600213C	PO Box 1687	Jackson	WY	83001	Teton	(307) 733-3079
86	1/25/2018	Jeffrey City Water and Sewer District	District	5600106C	PO Box 100	Jeffrey City	WY	82310	Fremont	(307) 540-8003
87	8/2/2013	Juby's Mobile Home Park	Private Company	5601496C	938 19th St.	Cody	WY	82414	Park	(307) 899-0576
88	1/15/2016	Kaycee, Town of	Municipality	5600196C	PO Box 265	Kaycee	WY	82639	Johnson	(307) 738-2301
89	1/29/2018	Kemmerer-Diamondville JPB	Joint Powers Board	5600028C	PO Box 1020	Kemmerer	WY	83101	Lincoln	(307) 877-2261
90	5/8/2018	LaBarge, Town of	Municipality	5600222C	PO Box 327	LaBarge	WY	83123	Lincoln	(307) 286-2676
91	3/1/2018	LaGrange, Town of	Municipality	5600788C	PO Box 185	LaGrange	WY	82221	Goshen	(307) 834-2466
92	11/18/2015	Lance Creek Water & Sewer District	District	5600109C	PO BOX 133	Lance Creek	WY	82222	Niobrara	(307) 334-2942
93	2/13/2018	Lander, City of	Municipality	5600176C	240 Lincoln St	Lander	WY	82520	Fremont	(307) 332-2870
94	2/23/2018	Laramie, City of	Municipality	5600029C	PO Box C	Laramie	WY	82073	Albany	(307) 721-5206
95	2/2/2018	Lingle, Town of	Municipality	560003C	PO Box 448	Lingle	WY	82223	Goshen	(307) 837-24222
96	3/20/2018	Lovell, Town of	Municipality	5600031C	PO Box 188	Lovell	WY	82431	Big Horn	(307) 548-6651
97	5/8/2013	Lucerne Water & Sewer District	District	5600935C	PO Box 611	Thermopolis	WY	82443	Hot Springs	(307) 864-5659
98	3/19/2018	Lusk, Town of	Municipality	5600032C	PO Box 390	Lusk	WY	82225	Niobrara	(307) 334-3612
99	6/25/2004	Lyman, Town of	Municipality/Town	5600033C	PO Box 300	Lyman	WY	82937	Uinta	(307) 787-6018
100	1/6/2015	Manderson, Town of	Municipality	5600204C	PO Box 96	Manderson	WY	82432	Big Horn	(307) 568-2680
101	2/21/2018	Marbleton, Town of	Municipality	5600223C	10700 hwy 189	Marbleton	WY	83113	Sublette	(307) 276-3815
102	11/12/2015	Meadow Springs Improvement & Service District	Special District	5601507C	PO Box 471	Gillette	WY	82717	Campbell	(307) 685-8235
103	11/12/2015	Means First Extension Water & Sewer District	Special District	5600760C	PO Box 1661	Gillette	WY	82717	Campbell	(307) 685-8235
104	1/26/2018	Medicine Bow, Town of	Municipality	5600034C	PO Box 156	Medicine Bow	WY	82329	Carbon	(307) 379-2225
105	1/26/2018	Meeteetsee, Town of	Municipality	5600035C	PO Box 38	Meeteetse	WY	82433	Park	(307) 868-2278

**Wyoming Water Development Commission
2018 Wyoming Public Water Systems Report
Report #1: Mailing List**

Entities in red font did not respond to current survey, most recent data given.

Row Number	Date Survey Received	Name of Entity	Type of Entity	PWS Number	Address	City	State	Zip	County	Phone
106	4/17/2018	Melody Ranch Improvement and Service District	District	5601440C	PO Box 4337	Jackson	WY	83001	Teton	(307) 690-1183
107	2/10/2016	Midwest, Town of	Municipality	5600201C	PO Box 190	Midwest	WY	82643	Natrona	(307) 473-6513
108	10/14/2015	Miller Lower Mobile Home Park	Private Company	5600051C	6414 N. College Dr.	Cheyenne	WY	82009	Laramie	(307) 634-3286
109	2/21/2018	Mills, Town of	Municipality	5600036C	PO Box 789	Mills	WY	82644	Natrona	(307) 235-1378
110	2/3/2016	Moorcroft, Town of	Municipality	5600037C	PO Box 70	Moorcroft	WY	82721	Crook	(307) 756-3526
111	8/22/2007	Mountain View Estates	District	5601270C	7409 Julia Rd	Cheyenne	WY	82009	Laramie	(307) 637-8419
112	5/7/2013	Mountain View, Town of	Municipality	5600847C	PO Box 249	Mountain View	WY	82939	Uinta	(307) 782-3100
113	4/6/2018	Natrona County International Airport	County	5600079C	8500 Airport Parkway	Casper	WY	82604	Natrona	(307) 472-6688
114	1/5/2016	Newcastle, City of	Municipality	5600256C	10 W Warwick	Newcastle	WY	82701	Weston	(307) 746-3535
115	8/6/2013	North Platte Water & Sewer District	District	5600081C	PO Box 614	Casper	WY	82602	Natrona	(307) 237-1257
117	1/31/2018	Northwest Rural Water District	District	5601254C	PO Box 2347	Cody	WY	82414	Park	(307) 527-4426
118	2/21/2018	Opal, Town of	Municipality	5600835C	PO Box 130	Opal	WY	83124	Lincoln	(307) 877-3919
119	1/24/2018	Orchard Valley Water Co.	Municipality	5600012C	2209 S. 3rd Ave.	Cheyenne	WY	82007	Laramie	(307) 632-0162
120	1/10/2016	Osage Water District	District	5600038C	PO Box 83	Osage	WY	82723	Weston	(307) 746-8057
121	9/30/2015	Osmond Pipeline Company	Private	5600154C	PO Box 858	Afton	WY	83110	Lincoln	(307) 866-9540
123	3/19/2018	Peoples Improvement and Service District	District	5600898C	2805 Grandview Drive	Gillette	WY	82718	Campbell	(307) 682-2060
124	2/21/2018	Pine Bluffs, Town of	Municipality	5600040C	PO Box 429	Pine Bluffs	WY	82082	Laramie	(307) 245-3746
125	2/12/2018	Pine Haven, Town of	Municipality	5600191C	24 Waters Dr	Pine Haven	WY	82721	Crook	(307) 756-9807
126	3/5/2009	Pinedale Municipal Water System	Municipality	5600041C	PO Box 709	Pinedale	WY	82941	Sublette	(307) 749-7771
127	11/12/2015	Pineview Im. & Svc. District (formerly: Glory Hole Homeowners Association)	Special District	5601490C	PO Box 3827	Gillette	WY	82717	Campbell	(307) 685-8235
128	2/21/2018	Pioneer Water & Sewer District	District	5600828C	8917 Poison Spider Rd	Casper	WY	82604	Natrona	(307) 472-7300
129	1/11/2016	Pleasant View Water Co, Inc.	Private Water Co.	5600082C	PO Box 443	Mills	WY	82604	Natrona	(307) 266-0048
130	2/2/2018	Point of Rocks, Town of	Private Company	560093C	MP 130 I-80	Point of Rocks	WY	82942	Sweetwater	(307) 350-4185
131	3/19/2018	Poison Spider Improvement & Service District	District	5600073C	4420 S 12 Mile Rd	Casper	WY	82604	Natrona	(307) 267-4628
132	4/25/2018	Powell, City of	Municipality	5600042C	270 N Clark Street	Powell	WY	82435	Park	(307) 754-9803
133	11/12/2015	Rafter D Improvement & Service District	Special District	5601609C	PO Box 432	Gillette	WY	82717	Campbell	(307) 685-8235
134	3/20/2018	Rafter J ISD	Private Company	5600822C	2951 Big Trail Dr	Jackson	WY	83001	Teton	(307) 733-5262

**Wyoming Water Development Commission
2018 Wyoming Public Water Systems Report
Report #1: Mailing List**

Entities in red font did not respond to current survey, most recent data given.

Row Number	Date Survey Received	Name of Entity	Type of Entity	PWS Number	Address	City	State	Zip	County	Phone
136	2/7/2018	Ranchester, Town of	Municipality	5600044C	PO Box 695	Ranchester	WY	82839	Sheridan	(307) 655-7702
137	9/25/2013	Rawlins, City of	Municipality	WY56000045	PO Box 953	Rawlins	WY	82301	Carbon	(307) 328-4564
138	1/5/2016	Red Lane Domestic Water, Inc.	Private Company	5600232C	250 HWY 20 N.	Thermopolis	WY	82443	Hot Springs	(307) 864-3265
139	2/1/2018	Riverside Mobile Home Court LLC	Private Company	5600072C; 5601641C	1250 N Center	Casper	WY	82601	Natrona	(307) 234-6871
140	2/20/2018	Riverton, City of	Municipality	5600047C	816 N. Federal Blvd	Riverton	WY	82501	Fremont	(307) 856-3687
141	2/13/2018	Rock River, Town of	Municipality	5600048C	PO Box 280	Rock River	WY	82083	Albany	(307) 460-8752
142	2/26/2018	Rock Springs, City of	Municipality	5601182C	212 D Street	Rock Springs	WY	82901	Sweetwater	(307) 352-1405
143	1/31/2018	Rolling Hills, Town of	Municipality	5600782C	38 South Badger Road	Rolling Hills	WY	82637	Converse	(307) 436-5348
144	11/12/2015	Rozet Ranchettes Improvement & Service District	Special District	5601620C	PO Box 3290	Gillette	WY	82717	Campbell	(307) 685-8235
145	2/2/2018	Salt Creek Joint Powers Board	Joint Powers Board		PO. Box 146	Midwest	WY	82643	Natrona	(307) 437-6513
146	8/14/2017	Saratoga, Town of	Municipality	5600061C	PO Box 486	Saratoga	WY	82331	Carbon	(307) 326-8335
147	6/26/2013	Shell Valley West Water & Sewer	District	5601272C	917 W. 5th	Greybull	WY	82426	Big Horn	(307) 765-9201
148	1/13/2016	Shell Water Users, Inc.	District	5600205C	917 W. 5th	Greybull	WY	82426	Big Horn	(307) 765-9201
149	2/15/2018	Sheridan, City of	Municipality	5600052C	PO Box 848	Sheridan	WY	82801	Sheridan	(307) 675-4233
150	11/10/2015	Shoshone Municipal Pipeline	JPB	5601198C	50 Agua Via	Cody	WY	82414	Park	(307) 527-6492
151	12/15/2015	Shoshoni, Town of	Municipality	5600053C	PO BOX 267	Shoshoni	WY	82649	Fremont	(307) 876-2515
152	3/19/2018	Sierra Madre Water & Sewer Joint Powers Board	Joint Powers Board	5601332C	PO Box 263	Encampment	WY	82325	Carbon	(307) 327-5084
153	1/28/2018	Sinclair, Town of	Municipality	5600054C	PO Box 247	Sinclair	WY	82334	Carbon	(307) 324-3058
155	8/20/2007	Sleepy Hollow Subdivision (formerly Central Campbell County Improvement & Service District)	District	5600764C	6304 Irving Blvd.	Gillette	WY	82718	Campbell	(307) 686-1221
156	9/30/2013	South Big Horn County JPB	Joint Powers Board	5601454C	PO Box 599	Basin	WY	82410	Big Horn	(307) 568-3331
157	2/28/2018	South Cheyenne Water and Sewer District	District	5600239C	215 E Allison Rd	Cheyenne	WY	82007	Laramie	(307) 635-5608
159	2/3/2016	South Fork Improvement & Service District	District	5600832C	5407 Roany Rd.	Gillette	WY	82718	Campbell	(307) 682-4208
160	10/13/2015	South of Laramie Water & Sewer District	District	5601393C	2461 County Shop Rd.	Laramie	WY	82070	Albany	(307) 742-8955

**Wyoming Water Development Commission
2018 Wyoming Public Water Systems Report
Report #1: Mailing List**

Entities in red font did not respond to current survey, most recent data given.

Row Number	Date Survey Received	Name of Entity	Type of Entity	PWS Number	Address	City	State	Zip	County	Phone
161	6/7/2013	South Thermopolis Water & Sewer District	Water District	5601083	PO Box 889	Thermopolis	WY	82443	Hot Springs	(307) 921-9269
162	3/20/2018	South Torrington Water & Sewer District	Special District	5600168C	371 East 6th Avenue	Torrington	WY	82240	Goshen	(307) 532-3900
163	2/9/2018	South Worland Water Users	Non profit private company	5600235C	103 Country Dr	Worland	WY	82401	Washakie	(307) 347-2117
164	5/7/2009	Southside Well I&S District	District	5600122C	PO Box 2917	Gillette	WY	82717	Campbell	(307) 299-9911
165	3/28/2000	Spring Creek Improvement District	District	5600811C	PO Box 7692	Jackson	WY	83001	Teton	(307) 880-0427
166	7/30/2004	Squaw Creek Water District	District	5600737C	PO Box 7692	Jackson	WY	83001	Teton	(307) 880-0427
167	1/25/2018	Star Valley Ranch, Town of	Municipality	5600287C	560 Middle Branch Drive #7028	Star Valley Ranch	WY	83127	Lincoln	(307) 883-8696
168	4/28/2018	Star Valley Trailer Court	Private Company	5601017C	PO Box 1388	Afton	WY	83110	Lincoln	(307) 886-9774
169	11/12/2015	Stone Gate Estates Improvement & Service District	District	5601329C	PO Box 992	Gillette	WY	82717	Campbell	(307) 685-8235
170	2/27/2018	Sundance West Water District	District		PO Box 1503	Sundance	WY	82729	Crook	(307) 761-0106
171	2/9/2018	Sundance, City of	Municipality	5600055C	PO Box 542	Sundance	WY	82729	Crook	(307) 283-3451
172	2/21/2018	Sundance, City of (In cooperation with Sundance West Homeowners Association)	Municipality		PO Box 542	Sundance	Wy	82729	Crook	(307) 283-3451
173	7/31/2009	Sunridge Estates	Private Company	5601225C	1101 E. Park Ave.	Riverton	WY	82501	Fremont	(307) 709-4375
174	1/10/2016	Sunset Ranch Water District	District	5601633C	PO Box 624	Newcastle	WY	82701	Weston	(307) 746-8057
175	11/9/2015	Superior, Town of	Municipality	5600092C	PO Box 40	Superior	WY	82945	Sweetwater	(307) 362-8173
176	10/1/2013	Sylvan Bay Homeowners Assn.	Company	5601111C	853 Burr Dr.	Rock Springs	WY	82901	Sublette	(307) 872-2178
177	1/19/2016	Targhee Town Water District	District	5600787C	PO Box 1137	Alta	WY	83414	Teton	(307) 413-7983
178	2/10/2016	Ten Sleep, Town of	Municipality	5600203C	PO Box 5	Ten Sleep	WY	82442	Washakie	(307) 366-2265
179	2/21/2018	Teton Village Water & Sewer District	District	5600218C	PO Box 586	Teton Village	WY	83025	Teton	(307) 733-9231
180	2/27/2018	Thayne, Town of	Municipality	5600159C	PO Box 298	Thayne	WY	83127	Lincoln	(307) 880-2668
181	2/27/2018	Thermopolis, Town of	Municipality	5600056C	420 Broadway Street	Thermopolis	WY	82443	Hot Springs	(307) 864-9285
182	4/13/2018	Torrington, City of	Municipality	5600164C	436 East 22nd Ave	Torrington	WY	82240	Goshen	(307) 532-5666
183	2/2/2016	Upton, Town of	Municipality	5600140C	PO Box 203	Upton	WY	82730	Weston	(307) 468-2441
184	3/20/2018	Vista West Improvement & Service District	District	5600246C	PO Box 851	Sundance	WY	82729	Crook	(307) 290-2777
185	1/26/2018	Vista West Water Co	Private Company	5300069C	PO Box 565	Casper	WY	82602	Natrona	(307) 237-2507
186	6/21/2013	Wamsutter, Town of	Municipality	5600105C	231 McCormick St.	Wamsutter	WY	82336	Sweetwater	(307) 328-0468

**Wyoming Water Development Commission
2018 Wyoming Public Water Systems Report
Report #1: Mailing List**

Entities in red font did not respond to current survey, most recent data given.

Row Number	Date Survey Received	Name of Entity	Type of Entity	PWS Number	Address	City	State	Zip	County	Phone
187	1/24/2018	Wardwell Water & Sewer District	District	5600067C	PO Box 728	Mills	WY	82644	Natrona	(307) 265-7034
188	1/28/2018	Warm Springs Water District	District	5600186C	PO Box 1390	Dubois	WY	82513	Fremont	(307) 455-2296
189	11/23/2015	Washakie Rural Improvement & Service District	District	5601523C	PO Box 212	Worland	WY	82401	Washakie	(307) 342-4737
190	2/23/2018	Water Unlimited Inc	Private Company	5600132C	3 Seminoe Ave	Newcastle	WY	82701	Weston	(307) 746-5794
191	1/24/2018	Wessex Improvement and Service District	District	0000002C	PO Box 164	Rozet	WY	82727	Campbell	(307) 680-6850
192	6/10/2004	West End Water District	District	5601032C	PO Box 892	Newcastle	WY	82701	Weston	(307) 746-5655
193	4/9/2018	West Gros Ventre Butte Water District	District		PO Box 3584	Jackson	WY	83001	Teton	(307) 690-1654
194	3/27/2018	Westview Village Subdivision		5600864C	189 Circle Drive	Afton	WY	83110	Lincoln	(307) 248-1118
195	11/16/2015	Wheatland, Town of	Municipality	5600187C	600 9th Street	Wheatland	WY	82201	Platte	(307) 322-2962
196	2/13/2018	Worland, City of	Municipality	5600197C	101 Grace Ave	Worland	WY	82401	Washakie	(307) 347-8978
197	12/10/2015	Wright Water & Sewer District	District	5600136C	15009 HWY 387	Wright	WY	82732	Campbell	(307) 464-0491
198	2/21/2018	Yoder, Town of	Municipality	5600169C	PO Box 158	Yoder	WY	82244	Goshen	(307) 532-4304

**Wyoming Water Development Commission
2018 Wyoming Public Water Systems Report
Report #2: System Data**

Entities in red font did not respond to current survey, most recent data given.

Row Number	Name of Entity	Number of Wells	Number of Springs	Surface Water Source(s)	Type of Diversion(s)	Other Water Sources	Total System Capacity (gal/day)	Total Raw Water Storage (gal)	Total Treated Water Storage (gal)	Treatment Method(s)
1	Afton, Town of	2	3	None	Direct	NA	5,000,000	3,000,000	2,000,000	Disinfection/Chlorination
2	Air Base Acres I&S District	0	0	Casper Regional	Surface Direct	None	No Answer	No Answer	No Answer	No Answer
3	Albin, Town of	5	0	NA	NA	NA	250,000	0	125,000	Disinfection/Chlorination
4	Alpine	3	0	NA	Alluvial Wells	NA	750,000	750,000	750,000	Disinfection/Chlorination
5	American Road Water & Sewer District	5	0	None	NA	None	27,000	0	110,000	Chlorination
6	Antelope Valley Improvement & Service District	4	0	No	NA	City of Gillette	No Answer	No Answer	746,000	No Answer
7	Aspens Pines Water & Sewer District	4	0	None	NA	None	5,900,000	0	0	None
8	Avalon Mobile Manor	1	NA	NA	NA	Ogallala Aquifer	Unknown	14,000	NA	None
9	Baggs, Town of	NA	0	Little Snake River	Infiltration Gallery	NA	No Answer	No Answer	420,000	Filtration and Chlorination
10	Bairoil, Town of	1	1	None	None	Amplify Energy LLC Water Wells	300,000+	NA	350,000	Chlorination
11	Basin, Town of	NA	NA	No	NA	We are a consecutive system fed by South Big Horn Co JPB.	1,152,000	100,000	1,000,000	SBHL JPB disinfects at well head & it's good enough for Basin & Manderson.
12	Bear River Regional Joint Powers Board	NA	0	None	NA	None	No Answer	No Answer	No Answer	No Answer
13	Bedford Water & Sewer, District	1	1	None	None	None	1,000,000	540,000	None	Chlorination in place, if needed.
14	Bennor Estates Improvement & Service District	1	0	NA	NA	NA	0	0	125,000	Chlorination
15	Big Horn Regional Joint Powers Board	8	0	None	no answer	no answer	8,312,000	0	0	Disinfection/Chlorination
16	Big Piney, Town of	6	0	NA	NA	NA	270,000	270,000	NA	NA
17	Big Valley & Crossed Arrows Improvement District	1	0	None	None	None	24,000	1,500	0	NA
18	Bridger Valley Joint Powers Board	NA	0	Blacks Fork River and Smithsfork River	Surface Direct	None	3,000,000	State Line Dam, Meeks Cabin Dam	2,000,000	Conventional Water Treatment Plant
19	Broken Wheel Ranch Improvement & Service District	1	0	NA	NA	None	11,000	10,532	NA	None currently. Being addressed in current Level III project
20	Buffalo Valley Water District	2	0	NA	NA	NA	36,000	0	40,000	Chlorination
21	Buffalo, City of	2	0	Clear Creek	Surface Direct	None	6,000,000	No Answer	No Answer	No Answer
22	Burlington, Town of	2	0	NA	Alluvial Wells	None	550,000	NA	400,000	Disinfection/Chlorination

**Wyoming Water Development Commission
2018 Wyoming Public Water Systems Report
Report #2: System Data**

Entities in red font did not respond to current survey, most recent data given.

Row Number	Name of Entity	Number of Wells	Number of Springs	Surface Water Source(s)	Type of Diversion(s)	Other Water Sources	Total System Capacity (gal/day)	Total Raw Water Storage (gal)	Total Treated Water Storage (gal)	Treatment Method(s)
23	Burns, Town of	5	0	NA	NA	None	316,000	0	360,000	Chlorination
24	Byron, Town of	NA	0	NA	NA	Distributed from Shoshone Municipal Pipeline	300,000	NA	330,000	Treated and distributed by Shoshone Municipal Pipeline
25	Cambria Improvement and Service District	0	0	None	None	Consecutive of the City of Newcastle	12,000	84000	84,000	none
26	Canyon Improvement and Service District	1	0	None	None	None	12,000	0	80,000	none
27	Casper, City of	0	0	NA	NA	The City of Casper purchases water from the Central Wyoming Regional Water System	No Answer	No Answer	No Answer	No Answer
28	Casper, City of Central Wyoming Regional Water System	29	0	North Platte River	Surface Direct	NA	39,000,000	No Answer	26,000,000	Wells: Ozone, corrosion control, chloramination. Surface Water: Floc/Sed/Filtration, ozone, corrosion control, chloramination
29	Cedar Hills Water Association	2	NA	None	NA	None	180	0	88,000	DC
30	Centennial Water District	2	0	None	None	None	150,000	0	60,000	Disinfection
31	Cheyenne Board of Public Utilities, City of	35	0	Hog Park, Seminoe, Rob Roy, Granite & Crystal, North Crow and South Crow, Lake Owen	Collection System, Surface direct, infiltration, well fields, dams, reservoirs, ditches	Water Rights trades	58,000,000	12,916,750,814	48,877,150	Conventional Water Treatment Plant/Chlorine Gas and Sodium Hydrochlorite
32	Chugwater, Town of	3	0	None	None	None	No Answer	No Answer	No Answer	No Answer
33	Clearmont, Town of	2	0	No	NA	NA	54,0 GPD from the pumps. Total town usage is at 12,000-16,000 per day	0	190,000 to 252,000 in a 750,000 gallon tank	Chlorination

**Wyoming Water Development Commission
2018 Wyoming Public Water Systems Report
Report #2: System Data**

Entities in red font did not respond to current survey, most recent data given.

Row Number	Name of Entity	Number of Wells	Number of Springs	Surface Water Source(s)	Type of Diversion(s)	Other Water Sources	Total System Capacity (gal/day)	Total Raw Water Storage (gal)	Total Treated Water Storage (gal)	Treatment Method(s)
34	Clearview Improvement & Service District	NA	0	Green River by Joint Powers Water Board	Surface Direct	NA	200,000	None	None	Filtration;Chlorination;Disinfection;Conventional Water Treatment Plant
35	Cody, City of	0	0	Buffalo Bill Reservoir	Dams	None	1,470,000	833,000	2,800,000	Shoshone Municipal Pipeline Provides the treatment of water for the City of Cody.;Conventional Water Treatment Plant
36	Cokeville, Town of	2	0	None	None	None	1,728,000	0	500,000	Chlorination
37	Cook Road Water District	2	0	NA	NA	NA	34,560	0	490,000	Chlorination
38	Cooper Subdivision Mobile Home Park	1	0	NA	no answer	no answer	0	0	0	none
39	Cottonwood Acres Subdivision	4	0	None	None	None	No Answer	No Answer	No Answer	Chlorination
40	Countryside Court	1	NA	NA	NA	None	Unknown	500	No Answer	None
41	Countryside Water Users, Inc.	3	0	NA	NA	NA	23,400	Unknown	75,000	Disinfection/Chlorination
42	Cowley, Town of	1	0	None	None	None	1152000 rated at 800/minute	No Answer	No Answer	None Used
43	Crestview Improvement & Service District (formerly Crestview Estates Subdivision)	1	0	NA	NA	Antelope Valley Improvement & Service District	201,600	0	570,000	Chlorination
44	Dave Johnston Power Plant	1	0	North Platte River	Dam	None	504,000	100,000	5,000	Coagulation, flocculation, conventional filtration, green sand filtration, GAC filtration, chlorination
45	Dayton, Town of	1	0	Tongue River	Infiltration Gallery	None	600,000	0	378,000	Direct Filtration, UV Disinfection, Chlorine Disinfection
46	Deaver, Town of	NA	0	Shoshone Municipal Pipeline	NA	Raw/Irrigation Water (Non-Potable)	16,500,000	20,000	350,000	SMP is responsible for treating waste
47	Dillman Estates	7	NA	NA	NA	NA	194,400 (From 3 wells currently in use)	NA	330	Disinfection/Chlorination
48	Dixon, Town of	NA	0	Little Snake River	Infiltration Gallery	NA	No Answer	No Answer	100,000	Filtration and Chlorination
49	Douglas, Town of	1	1	North Platte River	Surface Direct	None	3,800,000	None	6,100,000	Disinfection/Chlorination and Filtration

**Wyoming Water Development Commission
2018 Wyoming Public Water Systems Report
Report #2: System Data**

Entities in red font did not respond to current survey, most recent data given.

Row Number	Name of Entity	Number of Wells	Number of Springs	Surface Water Source(s)	Type of Diversion(s)	Other Water Sources	Total System Capacity (gal/day)	Total Raw Water Storage (gal)	Total Treated Water Storage (gal)	Treatment Method(s)
50	Dubois, Town of	2	0	None	NA	None	1,440,000	1,200,000	1,200,000	Corrosion Control, Chlorination, Disinfection
51	East Thermopolis, Town of	0	0	None	None	We are a consecutive system	0	0	0	No Answer
52	Edgerton, Town of	NA	N/A	Platte River	We are a consecutive system-water pipelined from Regional water in Casper, 38 miles.	Salt Creek JPB	2,400,000 - Pump station to tanks	0	1,500,000	Conventional Water Treatment Plant-Chloramines
53	Eight Mile Improvement & Service District	1	0	NA	NA	NA	35,000	0	171,000	Disinfection/Chlorination
54	Elk Mountain, Town of	2	0	None	None	none	144,000	0	200,000	Disinfection/Chlorination
55	Encampment, Town of	NA	0	North fork of the Encampment River	Surface	NA	576,000	2 Acre Feet	529,000	Flocculation, Sedimentation, Micro filtration, Chlorination
56	Etna Water & Sewer District	1	1	NA	NA	NA	750,000	250,000	0	No Answer
57	Evanston, Town of	4	0	Bear River and Sulpher Creek Reservoir	Surface Direct	NA	10,000	3,975,382,200	6,000,000	Conventional Water Treatment Disinfection Hypo Chloride Filtration
58	Evansville, Town of	0	0	None	Surface Direct	none	2,000,000	3,200,000	2,500,000	Conventional Water Treatment Plant
59	Fairview Water & Sewer District	1	0	NA	NA	NA	0	250,000	0	NA
60	Force Road Joint Powers Board	2	0	None	NONE	NONE	210,600	0	168,000	Disinfection/Chlorination
61	Fort Laramie, Town of	2	0	None	NA	NA	150,000	150,000	150,000	Chlorination
62	Fox Ridge Subdivision Improvement & Service District	1	0	NA	NA	NA	0	0	50,000	Chlorination
63	Frannie, Town of	0	0	None	None	Shoshone Municipal Pipeline	140,000	0	250,000	NA
64	Freedom Hills Improvement and Service District	2	0	NA	NA	NA	200,000	0	80,000	Chlorination
65	Gardens North Home Owners Association	1	0	NA	NA	NA	178,000	Unknown	100,000	NA
66	Gillette, City of	26	0	None	None	NA	14,400,000	NA	22,000,000	Chlorination
67	Glendo, Town of	2	0	None	None	NA	No Answer	No Answer	No Answer	No Answer
68	Glenrock, Town of	4	0	None	None	None	1,733,000	0	600,000	Chlorination

**Wyoming Water Development Commission
2018 Wyoming Public Water Systems Report
Report #2: System Data**

Entities in red font did not respond to current survey, most recent data given.

Row Number	Name of Entity	Number of Wells	Number of Springs	Surface Water Source(s)	Type of Diversion(s)	Other Water Sources	Total System Capacity (gal/day)	Total Raw Water Storage (gal)	Total Treated Water Storage (gal)	Treatment Method(s)
69	Grace Land Improvement & Service District	1	0	NA	NA	NA	93,600	0	82,000	Chlorination
70	Granger, Town of	0	NA	Green River	SD	None	700	0	500,000	TP
71	Greater Smoot Water & Sewer District	1	2	None	None	none	806,400	500000	0	No treatment but have the ability for Chlorination
72	Green River, City of	NA	0	Green River	Green River	NA	6,380,000	Under construction	6,380,000	No Answer
73	Green River/Rock Spring/Sw. Co Joint Powers Board	NA	0	Green River	Surface Direct	NA	32,000,000	NA	20,500,000	Ozone Pretreatment, Filtration, Chlorination, Disinfection, Conventional Water Treatment Plan
74	Green Valley Estates Improvement & Service District	1	0	NA	NA	NA	103,680 gpd (pumping 24 hours/day)	0	145,000	Chlorination
75	Greybull, Town of	3	0	None	NA	Bighorn Regional	1,500,000	0	1,720,000	Chlorination
76	Gros Ventre North HOA	4	0	None	NA	NA	1,094,400	200,000	0	none, Chlorination available and set up, but not in use
77	Guernsey, Town of	3	0	None	None	None	2,760,000	750,000	None	Disinfection/Chlorination when/if needed for shocking system
78	Hanna, Town of	1	0	Rattlesnake Creek	Dam	none	21,000,000	20,000,000	6,000,000	Flocculation, Chlorination, Filtration
79	Happy Valley Pipeline	0	2	None	None	none	0	1,950	1,200	Chlorination
80	Hartville, Town of	2	0	None	Alluvial Wells	Platte River	60,000	0	60,000	Disinfection/Chlorination
81	Heritage Village Water & Sewer District	3	0	No	None	None	518,400	0	200,000	Disinfection/Chlorination
82	Hudson, Town of	11	0	Groundwater under the influence of surface water	NA	NA	374,000	4,750	390,000	Filtration; Chlorination
83	Hulett, Town of	1	0	None	Ditch	No	NA	NA	NA	Disinfection/Chlorination
84	Indian Paintbrush Water District	3	0	None	None	NA	95,000	95,000	0	Chlorination
85	Jackson, Town of	7	0	NA	NA	NA	9,500,000	0 MG	3,430,000	Disinfection/Chlorination
86	Jeffrey City Water and Sewer District	3	0	None	NA	NA	500,000	None	None	Chlorination
87	Juby's Mobile Home Park	0	NA	City of Cody	NA	NA	3-4,000	0	0	City of Cody
88	Kaycee, Town of	2	0	None	None	none	633,600	0	570,000	Chlorination, Calcium Hypochloride

**Wyoming Water Development Commission
2018 Wyoming Public Water Systems Report
Report #2: System Data**

Entities in red font did not respond to current survey, most recent data given.

Row Number	Name of Entity	Number of Wells	Number of Springs	Surface Water Source(s)	Type of Diversion(s)	Other Water Sources	Total System Capacity (gal/day)	Total Raw Water Storage (gal)	Total Treated Water Storage (gal)	Treatment Method(s)
89	Kemmerer-Diamondville JPB	NA	0	Hams Fork River	Direct Diversion	Kemmerer Reservoir	4,600,000	500,000,000	5,000,000	Miox disinfection, submerged membrane filtration
90	LaBarge, Town of	0	0	Green River	Infiltration Gallery	NA	907,000	35,000	650,000	Disinfection/chlorination membrane filtration water treatment plant
91	LaGrange, Town of	2	0	NA	NA	NA	300,000	300,000	NA	none
92	Lance Creek Water & Sewer District	2	0	None	None	none	172,800	210,000	210,000	Chlorination
93	Lander, City of	NA	NA	None	None	NA	No Answer	No Answer	NA	No Answer
94	Laramie, City of	11	0	Laramie River	Surface Direct	N/A	17,000,000	0	14,750,000	Disinfection/Chlorination and conventional water treatment plant
95	Lingle, Town of	3	0	None	None	None	191,170	158000	0	As required
96	Lovell, Town of	NA	0	Buffalo Bill Reservoir - North Fork Shoshone River	Buffalo Bill Reservoir - North Fork Shoshone River	no answer	No Answer	No Answer	1,400,000	No Answer
97	Lucerne Water & Sewer District	0	0	Consecutive system from Big Horn Regional Water.	Alluvial wells	Town of Thermopolis surface treated water (only for emergency)	approx 16,000 gallons per day	0	200,000	Disinfection/chlorination
98	Lusk, Town of	4	0	NA	NA	NA	3,133,440	0	1,060,000	Chlorination
99	Lyman, Town of	0	NA	None	NA	Bridger Valley JPB	400	0	0	DC, F, TP
100	Manderson, Town of	0	0	No answer	no answer	no answer	0	0	0	no answer
101	Marbleton, Town of	7	0	NA	Alluvial Wells	NA	NA	750,000	NA	None
102	Meadow Springs Improvement & Service District	1	0	NA	NA	NA	0	0	17,000	Chlorination
103	Means First Extension Water & Sewer District	3	0	NA	NA	NA	0	0	332,000	Chlorination
104	Medicine Bow, Town of	4	0	None	N/A	None	303,240	None	1,500,000	Ion exchange with chlorination
105	Meeteetsee, Town of	NA	0	Lower Sunshine Reservoir Toe Drain	Infiltration Gallery	No	576,000	None	700,000	Microfiltration and Chlorination at Water Plan
106	Melody Ranch Improvement and Service District	2	0	NA	N/A	N/A	1,152,000	NA	500,000	Chlorination

**Wyoming Water Development Commission
2018 Wyoming Public Water Systems Report
Report #2: System Data**

Entities in red font did not respond to current survey, most recent data given.

Row Number	Name of Entity	Number of Wells	Number of Springs	Surface Water Source(s)	Type of Diversion(s)	Other Water Sources	Total System Capacity (gal/day)	Total Raw Water Storage (gal)	Total Treated Water Storage (gal)	Treatment Method(s)
107	Midwest, Town of	0	0	None	None	Central Wyoming regional water systems	0	0	0	No Answer
108	Miller Lower Mobile Home Park	2	0	NA	NA	NA	5,000	320	0	NA
109	Mills, Town of	7	0	North Platte River	Infiltration Gallery	NA	3,000,000	97,200	4,800,000	Filtration; Chlorination
110	Moorcroft, Town of	6	0	None	Surface Direct	none	0	0	300,000	Chlorination
111	Mountain View Estates	No Answer	NA	No Answer	No Answer	NA	No Answer	No Answer	NA	No Answer
112	Mountain View, Town of	0	NA	NA	NA	Bridger Valley JPB	NA	NA	NA	NA
113	Natrona County International Airport	NA	0	NA	Consecutive system to the City of Casper	NA	None	None	NA	No Answer
114	Newcastle, City of	4	0	none	NA	none	2,500,000	5,500,000	5500000	none
115	North Platte Water & Sewer District	0	0	NA	NA	City of Casper	NA	0	0	City of Casper
117	Northwest Rural Water District	NA	0	Buffalo Bill Reservoir - SMP	Infiltration Gallery	NA	1,000,000	SMP	1,090,000	Disinfection, Chloramines, SMP
118	Opal, Town of	3	0	NA	NA	None	152,088	312,397	132	Filtration, Chlorination, Disinfection
119	Orchard Valley Water Co.	2	0	No	NA	No	720,000	110,000	NA	No filtration or disinfection/chlorination is required
120	Osage Water District	1	0	None	None	none	46,000	250,000	250,000	Chlorination
121	Osmond Pipeline Company	0	1	NA	NA	NA	504,000	11,000	0	none
123	Peoples Improvement and Service District	1	0	NA	NA	NA	96,600	0	95,000	Chlorination, Disinfection
124	Pine Bluffs, Town of	10	0	None	NA	NA	300,000	0	300,000	Disinfection, Chlorination
125	Pine Haven, Town of	2	0	None	NA	NA	No Answer	0	248,000	Chlorination
126	Pinedale Municipal Water System	0	0	Fremont Lake	NA	NA	10,000	5,539,467,000	700,000	Disinfection/Chlorination
127	Pineview Im. & Svc. District (formerly: Glory Hole Homeowners Association)	1	0	NA	NA	NA	0	0	0	Chlorination
128	Pioneer Water & Sewer District	NA	0	None	None	Central Wyoming Regional Water System	No Answer	No Answer	No Answer	No Answer

**Wyoming Water Development Commission
2018 Wyoming Public Water Systems Report
Report #2: System Data**

Entities in red font did not respond to current survey, most recent data given.

Row Number	Name of Entity	Number of Wells	Number of Springs	Surface Water Source(s)	Type of Diversion(s)	Other Water Sources	Total System Capacity (gal/day)	Total Raw Water Storage (gal)	Total Treated Water Storage (gal)	Treatment Method(s)
129	Pleasant View Water Co, Inc.	0	0	None	None	None	0	0	0	Water is treated by city of Casper
130	Point of Rocks, Town of	2	0	None	None	None	15,000	0	35,000	No treatment
131	Poison Spider Improvement & Service District	NA	0	None	NA	Central Wyoming Regional Water System	No Answer	0	0	No Answer
132	Powell, City of	0	0	Shoshone Municipal Pipeline	Dam	NA	1,900,000	0	190,000	Disinfection/Chlorination, Filtration, Conventional Water Treatment Plant
133	Rafter D Improvement & Service District	1	0	NA	NA	NA	0	0	17,000	Disinfection/Chlorination
134	Rafter J ISD	4	0	NA	Alluvial Wells	N/A	2,500,000	0	500,000	Chlorination
136	Ranchester, Town of	NA	0	Tongue River	Surface Direct	NA	1,000,000	0	1,000,000	Flocculation, sedimentation, filtration(conventional) and disinfection
137	Rawlins, City of	3	Aprox 30 Springs	North Platte River, Atlantic Rim Reservoir, Peaking Reservoir, Rawlins Reservoir	Springs, Wells	NA	8,000,000	531,000,000	19,000,000	DE Filtration, Actiflow, chlorination
138	Red Lane Domestic Water, Inc.	0	0	Thermoplis Water	no answer	no answer	0	0	17,000	no answer
139	Riverside Mobile Home Court LLC	2	0	None	None	NA	NA	0	0	No Answer
140	Riverton, City of	13	0	Wind River	Ditch, LeClair Irrigation District Riverton No. 2 Canal	NA	9,600,000	600,000	7,350,000	Disinfection/Chlorination, Filtration, Conventional Water Treatment Plan
141	Rock River, Town of	NA	0	Rock Creek	Surface Direct, Infiltration Gallery	None	NA	0	500,000	Coagulation, Filtration, Chlorination
142	Rock Springs, City of	NA	0	NA	NA	GR/RS/SW Co JPWB	16,000,000	0	12,000,000	Chlorination
143	Rolling Hills, Town of	4	0	No answer	No answer	No answer	256	No answer	300,000	Chlorination
144	Rozet Ranchettes Improvement & Service District	1	0	NA	NA	NA	0	0	200,000	Disinfection/Chlorination
145	Salt Creek Joint Powers Board	NA	0	None	None	NA	NA	No Answer	No Answer	No Answer

**Wyoming Water Development Commission
2018 Wyoming Public Water Systems Report
Report #2: System Data**

Entities in red font did not respond to current survey, most recent data given.

Row Number	Name of Entity	Number of Wells	Number of Springs	Surface Water Source(s)	Type of Diversion(s)	Other Water Sources	Total System Capacity (gal/day)	Total Raw Water Storage (gal)	Total Treated Water Storage (gal)	Treatment Method(s)
146	Saratoga, Town of	5	0	None	NA	NA	1,500,000	0	2,000,000	Chlorination; Disinfection
147	Shell Valley West Water & Sewer	0	0	NA	None	Buy from Town of Greybull	NA	NA	NA	NA
148	Shell Water Users, Inc.	0	0	None	None	Consecutive to the Town of Greybull	0	0	0	No Answer
149	Sheridan, City of	NA	0	Twin Lakes	Surface Direct	NA	18,500,000	1,235,512,944	12,500,000	Conventional Water Treatment Plant
150	Shoshone Municipal Pipeline	0	0	NA	The Shoshone River below Buffalo Bill Reservoir is used as an emergency source.	The Shoshone River below Buffalo Bill Reservoir is used as an emergency source.	16,500,000	3,168,900,975	5,000,000	Corrosion Control;Filtration;Chlorination; Disinfection;Conventional Water Treatment Plant
151	Shoshoni, Town of	4	0	No answer	Confined aquifer Wind River Formation	no answer	500,000	0	500,000	Chlorination
152	Sierra Madre Water & Sewer Joint Powers Board	3	0	NA	NA	NA	NA	No Answer	279,500	Chlorination
153	Sinclair, Town of	0	0	North Platte River	Surface Direct	City of Rawlins	720,000	0	360,000	Conventional Water Treatment Plant
155	Sleepy Hollow Subdivision (formerly Central Campbell County Improvement & Service District)	4	NA	NA	NA	NA	1,200	No Answer	500,000	DC
156	South Big Horn County JPB	2	0	NA	NA	NA	1,200,000	NA	100,000	Disinfection/Chlorination
157	South Cheyenne Water and Sewer District	NA	0	NA	NA	We are a consecutive system to Board of Public Utilities	NA	NA	NA	No Answer
159	South Fork Improvement & Service District	1	0	NA	NA	NA	0	0	68,000	no answer
160	South of Laramie Water & Sewer District	0	0	NA	NA	We buy from the city and resell to customers	0	0	300,000	Booster Chlorinate at Pumphouse & water tank

**Wyoming Water Development Commission
2018 Wyoming Public Water Systems Report
Report #2: System Data**

Entities in red font did not respond to current survey, most recent data given.

Row Number	Name of Entity	Number of Wells	Number of Springs	Surface Water Source(s)	Type of Diversion(s)	Other Water Sources	Total System Capacity (gal/day)	Total Raw Water Storage (gal)	Total Treated Water Storage (gal)	Treatment Method(s)
161	South Thermopolis Water & Sewer District	0	NA	None	NA	Thermopolis	38	No Answer	271,709	No Answer
162	South Torrington Water & Sewer District	NA	0	NA	NA	NA	Unknown	0	0	N/A
163	South Worland Water Users	NA	0	City of Worland	Water Line	None	NA	None	None	We buy water from the City of Worland
164	Southside Well I&S District	1	0	NA	NA	NA	43,000	0	5,000	Disinfection/Chlorination
165	Spring Creek Improvement District	2	NA	None	NA	None	1,200	No Answer	No Answer	DC
166	Squaw Creek Water District	2	NA	None	NA	None	40	0	40,000	DC
167	Star Valley Ranch, Town of	3	1	NA	NA	NA	NA	No Answer	975,000	None
168	Star Valley Trailer Court	1	1	None	NA	NA	15,000 and up	12,000	No Answer	None
169	Stone Gate Estates Improvement & Service District	2	0	NA	NA	NA	305,000	0	110,000	Disinfection/Chlorination
170	Sundance West Water District	NA	0	NA	RA	NA	NA	No Answer	No Answer	No Answer
171	Sundance, City of	3	0	None	None	NA	NA	0	1,166,000	Disinfection/Chlorination
172	Sundance, City of (In cooperation with Sundance West Homeowners Association)	NA	0	None	None	None-Pursuing city water source	Unknown	Unknown	Unknown	No Answer
173	Sunridge Estates	1	0	NA	NA	NA	170,000	0	80,000	Disinfection/Chlorination
174	Sunset Ranch Water District	0	0	None	None	Consecutive Of the City of Newcastle	30,000	0	0	none
175	Superior, Town of	3	0	None	None	none	430,000	150,000	450,000	Filtration;Chlorination
176	Sylvan Bay Homeowners Assn.	0	NA	NA	NA	NA	120	15,000	0	Cholorination
177	Targhee Town Water District	3	0	NA	NA	NA	864,000	350	0	none
178	Ten Sleep, Town of	2	0	None	None	None	0	0	0	NA
179	Teton Village Water & Sewer District	5	0	None	None	None	6,912,000	NA	200,000	Chlorination
180	Thayne, Town of	1	1	None	None	NA	NA	0	300,000	Chlorination
181	Thermopolis, Town of	3	0	Big Horn River	Surface Direct	NA	2,500,000	Unknown	2,292,140	No Answer
182	Torrington, City of	4	0	NA	NA	NA	7,200,000	NA	3,030,000	Reverse Osmosis Filtration, Chlorination

**Wyoming Water Development Commission
2018 Wyoming Public Water Systems Report
Report #2: System Data**

Entities in red font did not respond to current survey, most recent data given.

Row Number	Name of Entity	Number of Wells	Number of Springs	Surface Water Source(s)	Type of Diversion(s)	Other Water Sources	Total System Capacity (gal/day)	Total Raw Water Storage (gal)	Total Treated Water Storage (gal)	Treatment Method(s)
183	Upton, Town of	3	0	None	None	None	0	0	900,000	Chlorination
184	Vista West Improvement & Service District	2	0	None	None	None	Well #1=216,000 gal; Well #2=144,000 gal	None	200,000	Chlorination
185	Vista West Water Co	NA	0	None	None	None	No Answer	No Answer	No Answer	No Answer
186	Wamsutter, Town of	3	0	NA	NA	NA	1,224,000	2000	400,000	Disinfection/Chlorination
187	Wardwell Water & Sewer District	NA	0	Consecutive System under Central Wyoming Regional Water Systems	Consecutive System under Central Wyoming Regional Water Systems	No Answer	No Answer	No Answer	No Answer	Chloramines
188	Warm Springs Water District	1	0	None	None	None	250,000	0	200,000	No Answer
189	Washakie Rural Improvement & Service District	0	0	NA	NA	NA	0	0	0	NA
190	Water Unlimited Inc	1	0	None	None	None	No Answer	None	None	No Answer
191	Wessex Improvement and Service District	1	0	None	NA	NA	No Answer	No Answer	0	N/A
192	West End Water District	1	NA	None	NA	None	1,150	0	0	None
193	West Gros Ventre Butte Water District	2	0	None	None	None	250,000	80,000	80,000 if needed	All set up for chlorination, but we don't use it
194	Westview Village Subdivision	1	0	None	NA	None	28,800	13,000	13,000	Disinfection/Chlorination - Hypochlorination when needed
195	Wheatland, Town of	8	0	None	None	None	5,760,000	0	3,060,000	Chlorination
196	Worland, City of	NA	0	No Answer	No Answer	Madison Formation, Paintrock anticline	6,000,000	No Answer	5,000,000	Disinfection
197	Wright Water & Sewer District	6	0	None	None	None	2,300,000	0	1,500,000	Chlorination
198	Yoder, Town of	4	0	NA	NA	None	216,000	125,000	0	Chlorination; Disinfection

**Wyoming Water Development Commission
2018 Wyoming Public Water Systems Report
Report #3: System Use**

Entities in red font did not respond to current survey, most recent data given.

Row Number	Name of Entity	Total Population Served	Number of Taps Inside Entity	Number of Taps Outside Entity	Total Annual Water Use by the System (gal)	Peak Day Water Use for the System (gal)	To Whom is Water Sold?	Estimated Loss to Leakage	
								(gal/day)	(%)
1	Afton, Town of	2,000	1,000	70	357000000	2,500,000	NA	unknown	0%
2	Air Base Acres I&S District	750	85	6	6,000,000	17,000	NA	1650	
3	Albin, Town of	180	70	2	8,000,000	June, July, August	NA		5%
4	Alpine	750	404	0	73,000,000	200,000	NA	5,000	
5	American Road Water & Sewer District	228	76	0	9,059,615	68,680	NA	Unknown	0%
6	Antelope Valley Improvement & Service District	1,088	333	1	49,084,000	621,000	Crestview ISD		1%
7	Aspens Pines Water & Sewer District	1,500	900	50	222,400,000	1,317,110	Teton County Housing Authority	150000	
8	Avalon Mobile Manor	120	42	0	-	NA	NA	NA	
9	Baggs, Town of	440	266	12	27,377,926	108,000	NA		4%
10	Bairoil, Town of	106	60	1	25,000 daily	50,000	NA	50	
11	Basin, Town of	1,250	630	0	50,000,000	400,000	NA	1,000	
12	Bear River Regional Joint Powers Board	1,200	454	0	28,000,000	190,322	NA		2-3%
13	Bedford Water & Sewer, District	850-950 seasonal	386, permits available	None	200 mgy +/-	750,000 +-	NA	2% +-	
14	Bennor Estates Improvement & Service District	135	45	0	5,056,700	28,155	NA	unknown	0%
15	Big Horn Regional Joint Powers Board	15,000	6,515	0	390,900,000	5,500,000	Lucerne Water & Sewer District, City of Worland, Washakie Rual Improvement & sevice District, To of Basin, South Big Horn County Water Supply JPB, Town of Greybull	unknown	0%
16	Big Piney, Town of	498	255	NA	80,000,000	NA	NA	Unknown	
17	Big Valley & Crossed Arrows Improvement District	67	27	0	610,800	3,600	NA	0	
18	Bridger Valley Joint Powers Board	1,764	588	1400	10,803,380	1,800,000	Lyman and Mt View		10%

**Wyoming Water Development Commission
2018 Wyoming Public Water Systems Report
Report #3: System Use**

Entities in red font did not respond to current survey, most recent data given.

Row Number	Name of Entity	Total Population Served	Number of Taps Inside Entity	Number of Taps Outside Entity	Total Annual Water Use by the System (gal)	Peak Day Water Use for the System (gal)	To Whom is Water Sold?	Estimated Loss to Leakage	
								(gal/day)	(%)
19	Broken Wheel Ranch Improvement & Service District	50	20	0	No Answer	No Answer	NA		5-10%
20	Buffalo Valley Water District	60	25	0	1,750,000	20,000	NA	no answer	
21	Buffalo, City of	4,585	2,134	79	556,969,000	3,200,000	NA		7%
22	Burlington, Town of	338	135	12	No Answer	No Answer	NA		Unknown
23	Burns, Town of	300	175	0	28,581,000	316,000	NA		<5%
24	Byron, Town of	593	221	0	17,423,000	68,000	NA		6%
25	Cambria Improvement and Service District	170	75	0	8,657,000	51,000	NA	unknown	0%
26	Canyon Improvement and Service District	100	48	0	3,700,000	13,000	NA		50%
27	Casper, City of	60,000	22,000	660	3,300,000,000	27,000,000	Ardon, Airbase Acres, Vista West, Natrona County International Airport, and Pleasant View		5%
28	Casper, City of Central Wyoming Regional Water System	69,000	26,500	0	3,695,000,000	27,000,000	9 Wholesale Entities		5%
29	Cedar Hills Water Association	250	76	3	996,815	6,581	None	0	
30	Centennial Water District	200	85	0	11,315,000	50,000	NA	0	0%
31	Cheyenne Board of Public Utilities, City of	75,000	23,739	154	4,708,559,984	30,320,000	F.E. Warren and South Cheyenne Water & Sewer District		6%
32	Chugwater, Town of	212	174	0	14,690,000	150,000	NA	1200	8%
33	Clearmont, Town of	125	74	3	4,500,000	19,000	NA		1%
34	Clearview Improvement & Service District	950	326	3	42,000,000	200,000	Sweetwater County	38000	
35	Cody, City of	9,740	-	0	0	0	Green Acres Mobile Home Park, Juby's Trailer Park, Pioneer Properties	unknown	0%
36	Cokeville, Town of	539	273	3	0	0	NA	NA	0%
37	Cook Road Water District	267	89	0	13,971,160	71,129	NA	Unknown	0%
38	Cooper Subdivision Mobile Home Park	100	50	0	0	0	NA	no answer	0%
39	Cottonwood Acres Subdivision	96	38	0	No Answer	No Answer	No Answer	0	

**Wyoming Water Development Commission
2018 Wyoming Public Water Systems Report
Report #3: System Use**

Entities in red font did not respond to current survey, most recent data given.

Row Number	Name of Entity	Total Population Served	Number of Taps Inside Entity	Number of Taps Outside Entity	Total Annual Water Use by the System (gal)	Peak Day Water Use for the System (gal)	To Whom is Water Sold?	Estimated Loss to Leakage	
								(gal/day)	(%)
40	Countryside Court	125	55	0	0	No Answer	No Answer	no answer	
41	Countryside Water Users, Inc.	274	119	0	10,749,000	76,419	NA	Unknown	
42	Cowley, Town of	690	305	83	No Answer	No Answer	South End Water Users	No Answer	
43	Crestview Improvement & Service District (formerly Crestview Estates Subdivision)	738	175	0	22,488,300	372,642	NA	unknown	0%
44	Dave Johnston Power Plant	195 + visitors	NA	NA	2,920,000	10,000	NA	100	
45	Dayton, Town of	800	400	23	78,000,000	400,000	NA		5%
46	Deaver, Town of	184	No Answer	22	6,552,000	6,085,000	Town of Cowley in case of Emergency Only		12%
47	Dillman Estates	65-70	30 currently in use (3 more with noone living there)	None	7-8 million	Do not track this use	NA	0 (not metered to determine this loss - if any)	
48	Dixon, Town of	94	75	4	4,199,000	31,000	NA		12%
49	Douglas, Town of	6,120	2,604	108	504,093,543	3,358,455	Lonetree Trailer Park, Chalkbuttes Development, Sundance Meadows and the City of Douglas Community Golf Course	10000	
50	Dubois, Town of	971	627	15	80,062,100	500,000	NA	38	
51	East Thermopolis, Town of	254	180	1	650,400	25,000	NA		10%
52	Edgerton, Town of	195 +	112	None	10,250,000 approx	50,000	NA	1,500	
53	Eight Mile Improvement & Service District	120	40	0	9,121,843	71,129	NA	Unknown	0%
54	Elk Mountain, Town of	200	130	5	9,000,000	60,000	NA	150	0%
55	Encampment, Town of	450	360	0	21,972,000	approximately 40950	NA		
56	Etna Water & Sewer District	150	65	0	63,000,000	200,000	NA	80	
57	Evanston, Town of	12,500	4,300	0	1,068,596,486	8,900,000	Bear River Joint Powers Board	8900	0%
58	Evansville, Town of	2,550	1,140	108	192,000,000	1,100,000	NA		5%
59	Fairview Water & Sewer District	250	83	0	Unknown	No Answer	NA	No Answer	
60	Force Road Joint Powers Board	185	62	0	14,519,688	184,014	NA	3000	

**Wyoming Water Development Commission
2018 Wyoming Public Water Systems Report
Report #3: System Use**

Entities in red font did not respond to current survey, most recent data given.

Row Number	Name of Entity	Total Population Served	Number of Taps Inside Entity	Number of Taps Outside Entity	Total Annual Water Use by the System (gal)	Peak Day Water Use for the System (gal)	To Whom is Water Sold?	Estimated Loss to Leakage	
								(gal/day)	(%)
61	Fort Laramie, Town of	200	157	2	18,609,000	3,859,000	All American Plains Oil Co. and 88 Oil Co.		5-8%
62	Fox Ridge Subdivision Improvement & Service District	111	41	0	4,808,520	27,267	NA	Unknown	0
63	Frannie, Town of	157	91	0	12,895,000	79,700	NA		4%
64	Freedom Hills Improvement and Service District	480	160	0	32,300,550	228,406	NA	Unknown	0%
65	Gardens North Home Owners Association	300	120	0	12,800,000	50,000	NA	1,200	
66	Gillette, City of	31,317	10,441	46	1,695,970,000	11,920,000,000	NA		7%
67	Glendo, Town of	205	150	10	13.35 million gallons	86000 gallons	NA	No Answer	
68	Glenrock, Town of	2,760	1,096	0	157,044,000	1,045,000	NA		11%
69	Grace Land Improvement & Service District	165	55	0	5,193,186	0	NA	Unknown	0%
70	Granger, Town of	170	89	0	18,250,000	100,000	WY Hwy Dept.	No Answer	
71	Greater Smoot Water & Sewer District	217	147	0	17,463,000	330	NA	50,000	0%
72	Green River, City of	12,800	4,300	0	807,600,000	6,000,000	Pioneer Park MH, Desert Trails MH		10%
73	Green River/Rock Spring/Sw. Co Joint Powers Board	40,000	6	0	3,500,000,000	23,500,000	Green River/Rock Springs/3 Districts/1 Industrial Customer	920000	
74	Green Valley Estates Improvement & Service District	150	51	0	Unknown	103,680	NA	No Answer	
75	Greybull, Town of	3,200	1,146	206	217,782,000	1,500,000	Shell Water Users, Sharewater users and Greybull heights users.	No Answer	
76	Gros Ventre North HOA	49	74	0	38,000,000	385,000	NA	9000	
77	Guernsey, Town of	1,147	628	4	130,500,000	816,000	NA	No Answer	
78	Hanna, Town of	840	425	3	90,000,000	500,000	NA		8%
79	Happy Valley Pipeline	75	25	0	0	0	NA	no answer	0%
80	Hartville, Town of	62	46	0	6,000,000	1,000,000	NA	Unknown	

**Wyoming Water Development Commission
2018 Wyoming Public Water Systems Report
Report #3: System Use**

Entities in red font did not respond to current survey, most recent data given.

Row Number	Name of Entity	Total Population Served	Number of Taps Inside Entity	Number of Taps Outside Entity	Total Annual Water Use by the System (gal)	Peak Day Water Use for the System (gal)	To Whom is Water Sold?	Estimated Loss to Leakage	
								(gal/day)	(%)
81	Heritage Village Water & Sewer District	700	232	0	34,011,900	391,300	NA	3500	
82	Hudson, Town of	560	232	0	10,801,000	120,000	NA		15%
83	Hulett, Town of	274	250	5	40,611	NA	NA		NA
84	Indian Paintbrush Water District	300	74	0	unknown	unknown	NA		Unknown
85	Jackson, Town of	12,000 approx	3,500	52	1,584,000,000 gal (approx 4.4 MG per day)	7,300,000	Saddle Butte and Teton Science School	6%	
86	Jeffrey City Water and Sewer District	No Answer	100	0	Approximately 1,500,000	Approximately 5,000	Not Applicable	1440	
87	Juby's Mobile Home Park	under 500	73	0	115,000	Unknown	NA	0	
88	Kaycee, Town of	263	165	27	32,000,000	320,000	NA		9%
89	Kemmerer-Diamondville JPB	3,500	1,450	0	250,000,000	3,000,000	Oakley, WY	No Answer	
90	LaBarge, Town of	420	260	0	33,936,900	210,000	NA	No Answer	
91	LaGrange, Town of	448	147	1	72,915,600	250,000	NA		Unknown
92	Lance Creek Water & Sewer District	25	30	0	8,504,098	20,442	NA	Unknown	0
93	Lander, City of	No Answer	No Answer	No Answer	No Answer	No Answer	No Answer	No Answer	No Answer
94	Laramie, City of	36,000	9,649	35	1,853,160,000	12,330,000	1 Mile Water District, 9 Mile Water District, South Laramie Water and Sewer District, Cottonwood Estates		0.2
95	Lingle, Town of	468	250	5	69,776,900	191,170	N/A		<1%
96	Lovell, Town of	No Answer	No Answer	No Answer	No Answer	No Answer	No Answer	No Answer	No Answer
97	Lucerne Water & Sewer District	375	125	0	approx 7,000,000 gallons	20,000 gallons per day	NA	500 gpd	
98	Lusk, Town of	1,600	863	0	145,681,500	3,816,000	NA	No Answer	
99	Lyman, Town of	2,200	692	5	127,555,090	619,677	None	No Answer	
100	Manderson, Town of	0	0	0	0	0	NA		0%
101	Marbleton, Town of	750	0	350	NA	400,000	NA		10%
102	Meadow Springs Improvement & Service District	48	16	0	2,149,500	12,253	NA	Unknown	0%

**Wyoming Water Development Commission
2018 Wyoming Public Water Systems Report
Report #3: System Use**

Entities in red font did not respond to current survey, most recent data given.

Row Number	Name of Entity	Total Population Served	Number of Taps Inside Entity	Number of Taps Outside Entity	Total Annual Water Use by the System (gal)	Peak Day Water Use for the System (gal)	To Whom is Water Sold?	Estimated Loss to Leakage	
								(gal/day)	(%)
103	Means First Extension Water & Sewer District	513	171	0	27,362,732	176,793	NA	Unknown	0%
104	Medicine Bow, Town of	300	165	0	33 million	62,000	NA	0	
105	Meeteetsee, Town of	327	230	12	24,000,000	150,000	NA		13%
106	Melody Ranch Improvement and Service District	900	387	0	103,000,000	943,000	None outside the district		28%
107	Midwest, Town of	408	200	4	0	0	NA	no answer	0%
108	Miller Lower Mobile Home Park	36	18	0	0	0	NA	Unknown	0%
109	Mills, Town of	3,680	1,750	20	242,251,000	1,500,000	NA		Unknown
110	Moorcroft, Town of	1,009	467	0	107,839,928	0	NA	No Answer	5%
111	Mountain View Estates	No Answer	No Answer	No Answer	0	No Answer	No Answer	No Answer	No Answer
112	Mountain View, Town of	1,286	540	8	60,745,000	305,000	NA	100,000	No Answer
113	Natrona County International Airport	445	154	2	11,923,000	29,633	Contractors		16%
114	Newcastle, City of	4,000	1,800	20	10,000,000	1,840,000	Cambria Water Dist. & Sunset Water Dist.	1,000	0%
115	North Platte Water & Sewer District	varies (Non-Transient Non-Community Water System)	109-All businesses + (4) hotels included	0	66,674,287	Not known	NA	Unknown	
117	Northwest Rural Water District	7,000	3,001	0	204,000,000	No Answer	NA		12%
118	Opal, Town of	96	36	0	2,101,700	6,363.33	NA	267826	13%
119	Orchard Valley Water Co.	400	109	0	5,000,000	unk	NA	0	
120	Osage Water District	278	200	3	17,241,000	57,000	Osage Partnership	unknown	0%
121	Osmond Pipeline Company	250	68	0	183,960,000	25,000	NA	0	0%
123	Peoples Improvement and Service District	250	64	0	92,989,740	5,320,000	NA	No Answer	
124	Pine Bluffs, Town of	1,120	765	0	38,779,120	116,000	NA		1%
125	Pine Haven, Town of	495	269	0	16,825,457	201,000	NA	No Answer	
126	Pinedale Municipal Water System	1,800	150	8	487,000,000	2,500,000	NA	1,000	

**Wyoming Water Development Commission
2018 Wyoming Public Water Systems Report
Report #3: System Use**

Entities in red font did not respond to current survey, most recent data given.

Row Number	Name of Entity	Total Population Served	Number of Taps Inside Entity	Number of Taps Outside Entity	Total Annual Water Use by the System (gal)	Peak Day Water Use for the System (gal)	To Whom is Water Sold?	Estimated Loss to Leakage	
								(gal/day)	(%)
127	Pineview Im. & Svc. District (formerly: Glory Hole Homeowners Association)	63	21	0	0	0	NA	Unknown	0%
128	Pioneer Water & Sewer District	1500	350	0	45,000,000	250,000	NA	12000	
129	Pleasant View Water Co, Inc.	120	37	0	3833	0	NA		11%
130	Point of Rocks, Town of	200	100	0	3,500,000	15,000	NA		<1%
131	Poison Spider Improvement & Service District	200	92	0	12,000,000	55,000	NA		2%
132	Powell, City of	6,314	2,654	22	220,794,106	1,223,000	NA		16%
133	Rafter D Improvement & Service District	48	16	0	3,801,170	29,521	NA	Unknown	0%
134	Rafter J ISD	1,190	476	0	158,000,000	800,000	NA		1%
136	Ranchester, Town of	957	408	0	57,100,000	486,000	NA	No Answer	
137	Rawlins, City of	9,006	3,664	300	684,979,000	4,421,000	Town of Sinclair	Unknown	
138	Red Lane Domestic Water, Inc.	60	60	0	4,000,000	21,000	NA		10%
139	Riverside Mobile Home Court LLC	No Answer	130	0	No Answer	No Answer	No Answer	No Answer	No Answer
140	Riverton, City of	10,997	4,174	42	688,265,000	3,745,000	NA		10%
141	Rock River, Town of	245	180	1	No Answer	No Answer	No Answer	No Answer	
142	Rock Springs, City of	28,000	8,673	1246	1,904,060,000	14,100,000	NA		18%
143	Rolling Hills, Town of	440	153	3	17,986,000	100,000	NA		7%
144	Rozet Ranchettes Improvement & Service District	72	55	0	1,531,300	7,171	NA	Unknown	0%
145	Salt Creek Joint Powers Board	750	No Answer	0	214,394,228	No Answer	Midwest and Edgerton	No Answer	
146	Saratoga, Town of	1,800	990	30	175,000,000	1,200,000	Old Baldy Club	50000	
147	Shell Valley West Water & Sewer	40	30	None	520,000 +	150,000 +	NA	390	
148	Shell Water Users, Inc.	35	25	0	350,000	110,000	NA		3%
149	Sheridan, City of	17,444	7,192	1823	1,493,378,000	9,898,000	Downer Neighborhood Improvement & Service District		<10%
150	Shoshone Municipal Pipeline	25,700	13	10901	1,101,659,008	5,517,000	Cities of; Cody, Powell; Towns of; Byron, Lovell, Deaver, Frannie; and the Northwest Rural Water District	57534	0
151	Shoshoni, Town of	650	477	0	56,700,000	250,000	NA	NA	0
152	Sierra Madre Water & Sewer Joint Powers Board	200	113	0	9,384,200	No Answer	NA	No Answer	

**Wyoming Water Development Commission
2018 Wyoming Public Water Systems Report
Report #3: System Use**

Entities in red font did not respond to current survey, most recent data given.

Row Number	Name of Entity	Total Population Served	Number of Taps Inside Entity	Number of Taps Outside Entity	Total Annual Water Use by the System (gal)	Peak Day Water Use for the System (gal)	To Whom is Water Sold?	Estimated Loss to Leakage	
								(gal/day)	(%)
153	Sinclair, Town of	433	240	3	20,611,000	360,000	Sinclair Wyoming Refinery	No Answer	
155	Sleepy Hollow Subdivision (formerly Central Campbell County Improvement & Service District)	1,800	430	0	82,125,000	600,000	NA	50000	
156	South Big Horn County JPB	1,000	210	Both Basin and Manderson have one tap coming into town.	93,000,000	450,000	Town of Basin, Town of Manderson, & South Big Horn Co Water District.	500	
157	South Cheyenne Water and Sewer District	9,500	2,200	0	328,000,000	2,400,000	NA		2%
159	South Fork Improvement & Service District	138	45	0	4,981,779	24,946	NA		6%
160	South of Laramie Water & Sewer District	500	229	0	14,414,000	68,000	NA	4.74	12%
161	South Thermopolis Water & Sewer District	112	112	0	No Answer	No Answer	None	No Answer	
162	South Torrington Water & Sewer District	450	216	0	18,883,000	95,000	NA		Unknown
163	South Worland Water Users	433	173	0	17,300,000	220,000	NA		0.14
164	Southside Well I&S District	65	19	0	2,000,000	13,000	NA	25	
165	Spring Creek Improvement District	No Answer	60	1	27,375,000	150,000	Spr. Cr. Equestrian	No Answer	
166	Squaw Creek Water District	155	68	0	5,840,000	40,000	None	No Answer	
167	Star Valley Ranch, Town of	965	1,100	5	105,000,000	200,000	NA	200000	
168	Star Valley Trailer Court	96	32	0	Not Metered	9,500	NA	200	
169	Stone Gate Estates Improvement & Service District	160	67	0	21607292	154,087	NA	2600 - 3600	0
170	Sundance West Water District	No Answer	18	0	No Answer	No Answer	No Answer	No Answer	0
171	Sundance, City of	749	672	77	No Answer	750,000	No Answer	No Answer	0
172	Sundance, City of (In cooperation with Sundance West Homeowners Association)	No Answer	19	No Answer	No Answer	No Answer	No Answer	No Answer	0
173	Sunridge Estates	300	100	0	70,000	75,000	NA	5,000	
174	Sunset Ranch Water District	60	26	0	11,000,000	13,000	NA		0%
175	Superior, Town of	336	120	6	15,800,000	120,000	NA	no answer	0%

**Wyoming Water Development Commission
2018 Wyoming Public Water Systems Report
Report #3: System Use**

Entities in red font did not respond to current survey, most recent data given.

Row Number	Name of Entity	Total Population Served	Number of Taps Inside Entity	Number of Taps Outside Entity	Total Annual Water Use by the System (gal)	Peak Day Water Use for the System (gal)	To Whom is Water Sold?	Estimated Loss to Leakage	
								(gal/day)	(%)
176	Sylvan Bay Homeowners Assn.	180	45	0	Unknown	No Answer	NA	0	
177	Targhee Town Water District	120	52	1	8,515,900	20,000	NA		0%
178	Ten Sleep, Town of	280	255	15	0	0	NA		6%
179	Teton Village Water & Sewer District	No Answer	4	0	205,720,000	1,400,000	NA	No Answer	
180	Thayne, Town of	367	247	0	103,000,000	840,000	NA		15%
181	Thermopolis, Town of	4,164	1,400	409	209,144,000	2,000,000	Town of East Thermopolis, South Thermopolis Water District, Red Lane Water District, Owl Creek Water District, HSC Cemetary District		10-12%
182	Torrington, City of	7,248	2,792	172	499,710,000	3,800,000	South Torrington	5000	1%
183	Upton, Town of	1,100	503	2	73,749,000	693,000	NA	NA	0
184	Vista West Improvement & Service District	No Answer	54	1	5,946,700	Unknown	USDA Forest Service		Unknown
185	Vista West Water Co	No Answer	No Answer	No Answer	No Answer	No Answer	No Answer	No Answer	No Answer
186	Wamsutter, Town of	750	172	4	68,000,000	321,000	NA	unknown	
187	Wardwell Water & Sewer District	3,932	1,573	0	178,583,400	1,100,750	NA		1%
188	Warm Springs Water District	No Answer	60	0	4,500,000	30,000	NA		<1%
189	Washakie Rural Improvement & Service District	1,100	343	0	26,398,000	96,000	NA		0
190	Water Unlimited Inc	No Answer	No Answer	No Answer	16,000,000	No Answer	Salt Creek Water District		No Answer
191	Wessex Improvement and Service District	16	7	0	No Answer	No Answer	No Answer		No Answer
192	West End Water District	300	82	3	Unknown	No Answer	Oil Creek	No Answer	
193	West Gros Ventre Butte Water District	200	76	0	11,000,000	120,000	NA		Unknown
194	Westview Village Subdivision	80	34	0	2,336,000	8,000	NA		2-5%
195	Wheatland, Town of	3,600	1,900	60	358,117,600	2,356,261	NA		5%
196	Worland, City of	5,487	2,500	0	432,871,000	4,241,000	South Side Water Users	No Answer	

**Wyoming Water Development Commission
2018 Wyoming Public Water Systems Report
Report #3: System Use**

Entities in red font did not respond to current survey, most recent data given.

Row Number	Name of Entity	Total Population Served	Number of Taps Inside Entity	Number of Taps Outside Entity	Total Annual Water Use by the System (gal)	Peak Day Water Use for the System (gal)	To Whom is Water Sold?	Estimated Loss to Leakage	
								(gal/day)	(%)
197	Wright Water & Sewer District	2,900	1,002	0	268,000,000	1,230,000	NA	15,000	0%
198	Yoder, Town of	151	91	7	20,915,300	125,000	NA	No Answer	

**Wyoming Water Development Commission
2018 Wyoming Public Water Systems Report
Report #4: Billing Rates**

Entities in red font did not respond to current survey, most recent data given.

Row Number	Name of Entity	Is the System Billed by Meter?	Average Monthly Water Bill	Residential Tap Fees	Residential Base Water Rate	Residential Gallons Included in Base Water Rate	Rate for each 1,000 gal above Base Water Rate
1	Afton, Town of	Yes	\$34.00	\$4,000.00	\$17.00	\$34.00 for 70,000	\$0.35/1,000
2	Air Base Acres I&S District	Yes	\$50.50	\$3,500.00	\$5.50	1000	\$5.50
3	Albin, Town of	No	\$24.00	\$500.00	no answer	No Answer	No Answer
4	Alpine	Yes	\$33.00	NA	\$33.00	12,000	\$2.00 per 1000
5	American Road Water & Sewer District	Yes	\$44.83	\$3,000.00	\$40.00	18,000	\$3.00/1,000gal (18,000-25,000) \$3.50/1,000gal (>25,000)
6	Antelope Valley Improvement & Service District	Yes	\$66.25	\$6.50	\$5,500.00	4000	\$2.25
7	Aspens Pines Water & Sewer District	Yes	Residential = \$37, commercial = \$129	\$1,900.00	no answer	No Answer	No Answer
8	Avalon Mobile Manor	No	NA	NA	NA	NA	NA
9	Baggs, Town of	Yes	\$51.55	\$2,350 (3/4")	\$30 for 3/4" and 1"	999	\$2.25
10	Bairoil, Town of	No	\$35.00	\$750.00	\$35.00	Unlimited	Basic Rate
11	Basin, Town of	Yes	\$35.00	\$125.00	\$1.12 per thousand	0	\$1.12 per thousand
12	Bear River Regional Joint Powers Board	Yes	\$56.00	\$5,000	\$56.00	2000	Res. \$3.25 Comm. \$3.75
13	Bedford Water & Sewer, District	Yes	\$40.00	\$5,000	\$40.00	20,000/mo	\$.25/1000 gal up to 40,000; \$.50 over 40,000
14	Bennor Estates Improvement & Service District	Yes	\$130.00	NA	\$130.00	10,000	\$1.50/1,000gal
15	Big Horn Regional Joint Powers Board	Yes	\$10.24	NA	NA	NA	\$0.45
16	Big Piney, Town of	Yes	\$36.00	\$750.00	0-6000	\$5.00 per 1,500 gal	\$.67 per 1st 10k, \$.72 per 11k-25k (see hardcopy)
17	Big Valley & Crossed Arrows Improvement District	No	\$35.00	NA	NA	NA	NA
18	Bridger Valley Joint Powers Board	Yes	\$45.00	\$1,200.00	\$21.00	None	\$3.40/gallon
19	Broken Wheel Ranch Improvement & Service District	No	\$32.00	\$2,500.00	\$32.00	10000	\$5.00
20	Buffalo Valley Water District	No	\$80.00	\$6,334.00	\$960/year/developed	unlimited	NA
21	Buffalo, City of	Yes	\$39.75	\$2,500.00	\$39.75	10000	\$0.50
22	Burlington, Town of	Yes	No Answer	\$600.00	\$21.50	2000	\$2.50
23	Burns, Town of	Yes	\$25.00	\$1,000.00	\$25.00	20000	\$0.50
24	Byron, Town of	Yes	\$26.00	3 year average	\$15.00	0	\$0.15
25	Cambria Improvement and Service District	Yes	\$52.50	\$10,000.00	\$52.50/mo	15,000	unknown
26	Canyon Improvement and Service District	Yes	0	\$5,000.00	\$15.00 + mill levy	10,000	No Answer
27	Casper, City of	Yes	\$44.51	\$1,610.00	\$7.81	1500	\$3.67

**Wyoming Water Development Commission
2018 Wyoming Public Water Systems Report
Report #4: Billing Rates**

Entities in red font did not respond to current survey, most recent data given.

Row Number	Name of Entity	Is the System Billed by Meter?	Average Monthly Water Bill	Residential Tap Fees	Residential Base Water Rate	Residential Gallons Included in Base Water Rate	Rate for each 1,000 gal above Base Water Rate
28	Casper, City of Central Wyoming Regional Water System	Yes	The CWRWS sells wholesale water only	no answer	no answer	No Answer	No Answer
29	Cedar Hills Water Association	No	\$35.00	NA	\$35.00	No Limit	\$0.00
30	Centennial Water District	No	\$33.00	\$3,000.00	\$33.00	30,000	\$1.50
31	Cheyenne Board of Public Utilities, City of	Yes	\$27.00	See Hard Copy	no answer	No Answer	Tiered system
32	Chugwater, Town of	Yes	\$26.00	\$1,000.00	\$19.75	1000	1.80 residential, 2.00 small business, 2.20 large business
33	Clearmont, Town of	Yes	\$28.00	\$600.00	\$28.00	6000	\$0.80-\$1.00
34	Clearview Improvement & Service District	Yes	\$11.40	\$30.50	\$0.00	N/A	N/A
35	Cody, City of	Yes	\$36.00	\$1,000	3/4 meter = \$23/month	0	\$2.60
36	Cokeville, Town of	No	0	no answer	no answer	no answer	no answer
37	Cook Road Water District	Yes	\$112.25	\$7,500.00	\$112.25	15,000	\$1.50/1,000gal
38	Cooper Subdivision Mobile Home Park	No	0	NA	\$0.00	No Answer	No Answer
39	Cottonwood Acres Subdivision	No	None	No Answer	No Answer	No Answer	No Answer
40	Countryside Court	No	No Answer	NA	NA	NA	No Answer
41	Countryside Water Users, Inc.	No	\$30.00	\$750.00	NA	NA	Flat rate
42	Cowley, Town of	Yes	\$21.00	\$1,250.00	\$21.00	10000	\$0.75
43	Crestview Improvement & Service District (formerly Crestview Estates Subdivision)	Yes	\$68.44	\$5,000.00	\$43.00 (apt/townhouse) or \$52.00 (house)	13,000	\$3.00
44	Dave Johnston Power Plant	No	NA	no answer	no answer	No Answer	N/A
45	Dayton, Town of	Yes	\$22.25	\$877.50	\$22.25	0-3000	\$1.00
46	Deaver, Town of	Yes	\$32.50	See Hard Copy	No Answer	No Answer	\$2.50
47	Dillman Estates	Yes	\$58.80	Variable	\$27.00	0	\$1.49
48	Dixon, Town of	Yes	\$65.00	\$4,000.00	\$65.00	30000	\$2.50
49	Douglas, Town of	Yes	\$46.25	\$2500 (1")	\$33.20	0	\$2.61/1000 (1,000 through 30,000 gallons); \$3.34/1000 (Over 31,000 gallons)
50	Dubois, Town of	Yes	No Answer	\$3,014.00	\$26.63	0	0-7 = \$1.25, 8-25 = \$2.00, over 25 = \$2.31
51	East Thermopolis, Town of	No	0	no answer	\$33.00	2,000	\$5.00

**Wyoming Water Development Commission
2018 Wyoming Public Water Systems Report
Report #4: Billing Rates**

Entities in red font did not respond to current survey, most recent data given.

Row Number	Name of Entity	Is the System Billed by Meter?	Average Monthly Water Bill	Residential Tap Fees	Residential Base Water Rate	Residential Gallons Included in Base Water Rate	Rate for each 1,000 gal above Base Water Rate
52	Edgerton, Town of	Yes	\$40.00	\$10.00 per month	\$30.00	8,000	\$2.30 per 1,000 (2.35 after 7/2013)
53	Eight Mile Improvement & Service District	Yes	0	\$2,500.00	\$100	20,000	\$1/1000 gal (20,000-30,000 gal); \$2/1000 over 30,000 gal
54	Elk Mountain, Town of	Yes	\$29.00	\$400.00	\$20.00	0	\$1.50
55	Encampment, Town of	Yes	\$37.00	\$1,200.00	\$37.00	10000	\$2.25
56	Etna Water & Sewer District	No	\$32.00	no answer	\$32.00	14,000	\$0.50
57	Evanston, Town of	Yes	\$19.80	\$1,250.00	\$8.80	1000	\$2.20
58	Evansville, Town of	Yes	\$19.55	\$970.00	\$5.80	0	\$2.75
59	Fairview Water & Sewer District	Yes	\$25.00	\$25.00	no answer	50,000	\$0.50
60	Force Road Joint Powers Board	No	\$50.00	NA	NA	NA	\$50.00
61	Fort Laramie, Town of	Yes	\$46.00	\$1,050.00	\$46.00	15000	\$2.00
62	Fox Ridge Subdivision Improvement & Service District	Yes	\$76.50	None	\$75 mo. + \$400 yr.	15,000	\$1.50/1,000
63	Frannie, Town of	Yes	\$47.00	\$34.50	\$2.80	1,000	\$2.80
64	Freedom Hills Improvement and Service District	No	\$85.00	NA	\$85.00	Unlimited	NA
65	Gardens North Home Owners Association	No	\$27.00	\$500.00	\$27.00	Unlimited	NA
66	Gillette, City of	Yes	\$20.29	Based on Meter Size	\$6.50	0	\$3.95
67	Glendo, Town of	Yes	\$35.00	\$1,800.00	\$20.00	2000	\$1.37
68	Glenrock, Town of	Yes	\$52.50	\$1,700.00	\$20.00	3,000	\$2.50
69	Grace Land Improvement & Service District	Yes	\$50.00	\$500.00	\$50.00	15,000	\$1.50
70	Granger, Town of	No	\$30.00	\$1,000.00	\$30.00	No Limit	\$0.00
71	Greater Smoot Water & Sewer District	Yes	\$22.00	\$2,500.00	\$22.00	11,999	\$1.00
72	Green River, City of	Yes	\$30.00	See Hard Copy	See Hard Copy	See Hard Copy	See Hard Copy
73	Green River/Rock Spring/Sw. Co Joint Powers Board	Yes	NA	no answer	no answer	no answer	N/A
74	Green Valley Estates Improvement & Service District	Yes	\$45/month minimum (winter)	\$3,000.00	\$45/month	20000	\$1.50/1000 (21,000-50,000 gal); \$2.00/1000 (50,000-80,000 gal); \$3.00/1000 (80,000-110,000 gal); \$5.00/1000 (111,000 gal +)
75	Greybull, Town of	Yes	\$37.46 (base) + \$0.91/Thousand gallons	\$1,500.00	\$37.46 (3/4")	0	\$0.91 up to 9,999 = \$8.19
76	Gros Ventre North HOA	No Answer	0	No Answer	No Answer	No Answer	No Answer
77	Guernsey, Town of	Yes	\$30.00	\$1800 (1")	\$30/month	12000	\$1/1000 gallons

**Wyoming Water Development Commission
2018 Wyoming Public Water Systems Report
Report #4: Billing Rates**

Entities in red font did not respond to current survey, most recent data given.

Row Number	Name of Entity	Is the System Billed by Meter?	Average Monthly Water Bill	Residential Tap Fees	Residential Base Water Rate	Residential Gallons Included in Base Water Rate	Rate for each 1,000 gal above Base Water Rate
78	Hanna, Town of	Yes	\$36.78	no answer	\$36.78	7,000 (price increases every 7,000 gal) see hardcopy	\$1.19/1,000 tier level
79	Happy Valley Pipeline	No	\$25.00	no answer	\$25.00	no answer	no answer
80	Hartville, Town of	Yes	\$31.05	\$750.00	\$31.05	1,500	NA
81	Heritage Village Water & Sewer District	No	\$35.00	NA	NA	NA	NA
82	Hudson, Town of	Yes	\$53.25	\$500.00	\$53.25	9000	\$3.10
83	Hulett, Town of	Yes	\$24.00	\$600.00	\$18.00	1000	\$2.00
84	Indian Paintbrush Water District		No Answer	No Answer	No Answer	No Answer	No Answer
85	Jackson, Town of	Yes	\$28.30	\$430.00	\$9.93	1,500	\$1.89 per gal
86	Jeffrey City Water and Sewer District	No	\$55.00	\$15.00	\$55.00	Unlimited	Not Applicable
87	Juby's Mobile Home Park	Yes	\$3,500-\$4,500	\$12.00	\$2.37 per gal	NA	None
88	Kaycee, Town of	Yes	\$21.73	\$800.00	\$21.73	6,000	\$8.75 more = 6,001 - 11,000gal
89	Kemmerer-Diamondville JPB	Yes	\$53.56	\$850.00	\$38.56	3500	\$2.35
90	LaBarge, Town of	Yes	\$58.50	\$750.00	\$25.00	0	\$4.25
91	LaGrange, Town of	No	\$17.00	\$1,500.00	No Answer	No Answer	No Charge
92	Lance Creek Water & Sewer District	Yes	\$61.00	\$200.00	\$48.00	2,000	\$1.30
93	Lander, City of	No Answer	No Answer	No Answer	No Answer	No Answer	No Answer
94	Laramie, City of	Yes	\$47.18 + consumption	\$5,832.00	\$3.76/1000 gal	0	\$4.69/\$5.85/\$8.82 tiered rate
95	Lingle, Town of	No	\$28.00	\$500.00	\$28.00	Unlimited	\$1 for industrial
96	Lovell, Town of	No Answer	No Answer	No Answer	No Answer	No Answer	No Answer
97	Lucerne Water & Sewer District	Yes	\$50.00	\$3,500.00	\$43.00	3,000	\$3.75
98	Lusk, Town of	Yes	\$17.45	\$250.00	\$17.45	10000	\$1.00
99	Lyman, Town of	Yes	\$25.00	\$500.00	\$25.00	10,000	\$2.10
100	Manderson, Town of	No	0	no answer	No Answer	No Answer	No Answer
101	Marbleton, Town of	No	\$25.00	No Answer	\$25 monthly	No Answer	NA
102	Meadow Springs Improvement & Service District	No	\$65.00	\$6,500.00	\$65.00	Unlimited	NA
103	Means First Extension Water & Sewer District	Yes	\$35.28	\$5,000/\$7,000	\$35.00	15,000	\$1.00/1,000
104	Medicine Bow, Town of	Yes	\$40.00	\$1,500.00	\$31.50	8000	\$1.50
105	Meeteetsee, Town of	Yes	\$45.25	\$2,500.00	\$45.25	6000	\$5.35
106	Melody Ranch Improvement and Service District	Yes	\$25.00	\$1,000.00	NA	NA	\$1.40
107	Midwest, Town of	Yes	\$41.00	No Answer	No Answer	No Answer	No Answer
108	Miller Lower Mobile Home Park	No	0	No Answer	No Answer	No Answer	No Answer

**Wyoming Water Development Commission
2018 Wyoming Public Water Systems Report
Report #4: Billing Rates**

Entities in red font did not respond to current survey, most recent data given.

Row Number	Name of Entity	Is the System Billed by Meter?	Average Monthly Water Bill	Residential Tap Fees	Residential Base Water Rate	Residential Gallons Included in Base Water Rate	Rate for each 1,000 gal above Base Water Rate
109	Mills, Town of	Parks, Municipal Buildings	No Answer	No Answer	\$23.00	4500	\$2.10
110	Moorcroft, Town of	Yes	\$45.00	\$1,000.00	\$45.00	10,000	\$2.50
111	Mountain View Estates	No Answer	No Answer	no answer	No Answer	No Answer	No Answer
112	Mountain View, Town of	Yes	\$20,833.00	\$1,000.00	\$35.45	10,000	\$2.50
113	Natrona County International Airport	Yes	\$22.00	\$600.00	\$22.00	7000	\$3.10
114	Newcastle, City of	Yes	\$32.00	\$15.00	\$10.22/2,000 \$3.24/1,000 next 3,000gal \$2.69/1,000 over 5,000gal	No Answer	\$10.22/first 2,000gal
115	North Platte Water & Sewer District	Yes	Varies	0 (none)	NA	NA	\$3.54
117	Northwest Rural Water District	Yes	\$60.00	\$3,800.00	\$51.00	0	\$2.25
118	Opal, Town of	Yes	\$47.12	\$2,000.00	\$47.12	10000	\$4.90
119	Orchard Valley Water Co.	Yes	\$30.00	\$1,500.00	\$40.00	4000	\$2.00
120	Osage Water District	Yes	\$55.00	\$5,000.00	\$55.00	15,000	unknown
121	Osmond Pipeline Company	No	\$15.00	NA	\$180.00	unlimited	NA
123	Peoples Improvement and Service District	Yes	\$25.00 if they don't water their yards in the summer. 75% don't	\$3,000.00	\$25.00	10000	\$1.30
124	Pine Bluffs, Town of	Yes	\$49.75	\$1,350.00	\$27.50	12000	No Answer
125	Pine Haven, Town of	Yes	\$44.95	\$1,500.00	\$34.00	3500	\$3.20 (3500 to 15,000 gallons); \$4.80 (15,001-50,000 gallons), \$6.40 (>50,001 gallons)
126	Pinedale Municipal Water System	No	\$30.00	\$2,000.00	\$20.00	Unlimited	NA
127	Pineview Im. & Svc. District (formerly: Glory Hole Homeowners Association)	No	\$80.00	NA	\$80.00 mo	Unlimited	NA
128	Pioneer Water & Sewer District	Yes	\$60.00	\$1,000.00	\$60.00	5000	Tiered- \$1.00 for 10,000, \$5.00 after
129	Pleasant View Water Co, Inc.	Yes	\$42.50	\$3,500.00	\$20.00	none	\$3.50
130	Point of Rocks, Town of	No	Included in monthly rent as set charge	0	No Answer	No Answer	No info
131	Poison Spider Improvement & Service District	Yes	No Answer	\$2,500.00	No Answer	0	\$2.50
132	Powell, City of	Yes	\$52.69	\$580 (3/4")	\$32.78	0	\$2.90
133	Rafter D Improvement & Service District	Yes	\$80.00	0	\$80.00	15,000	\$2.00
134	Rafter J ISD	Yes	\$20.22	\$500-\$1000	0	N/A	\$1.20
136	Ranchester, Town of	Yes	\$30.00	\$500.00	\$23.15	2000	\$23.75

**Wyoming Water Development Commission
2018 Wyoming Public Water Systems Report
Report #4: Billing Rates**

Entities in red font did not respond to current survey, most recent data given.

Row Number	Name of Entity	Is the System Billed by Meter?	Average Monthly Water Bill	Residential Tap Fees	Residential Base Water Rate	Residential Gallons Included in Base Water Rate	Rate for each 1,000 gal above Base Water Rate
137	Rawlins, City of	Yes	\$30.00	\$1,800.00	\$14.00	1,000	\$2.00 per 1000 gallons over base rate
138	Red Lane Domestic Water, Inc.	Yes	\$60.00	Cost of meter	\$37.50	0	\$5.15
139	Riverside Mobile Home Court LLC	No	No Answer	No Answer	No Answer	No Answer	No Answer
140	Riverton, City of	Yes	Residential - \$41.03; Commercial - \$74.13 based on calendar year 2017 data	\$608.71	\$18.04	0	This is a tiered rate. See attached resolution
141	Rock River, Town of	Yes	\$43.00	No Answer	\$43.00	10000	\$1.00
142	Rock Springs, City of	Yes	\$39.37	Variable	\$14.02	2004	\$4.47
143	Rolling Hills, Town of	Yes	\$78.75	\$3,500.00	\$38.75	0	Stair step usage plan
144	Rozet Ranchettes Improvement & Service District	Yes	\$80.00	\$1,500.00	\$80.00	15,000	\$2.00 per 1,000 gal (15,000-30,000)/\$3 per 1,000 over 30,000 gal
145	Salt Creek Joint Powers Board	Yes	\$4,000 winter/\$10,000 Summer	\$10.00	\$47.00	8000	\$2.50
146	Saratoga, Town of	Yes	\$48.00	\$2500-3500	\$29.86	7000	7K-20K=\$4.26; 20K-60K=\$2.67; 60K and up=\$2.99
147	Shell Valley West Water & Sewer	Yes	\$78.89	\$3,000.00	\$48.50	5,000	\$0.99 per thousand
148	Shell Water Users, Inc.	Yes	\$70.00	NA	\$70.00	5,000	\$1.00
149	Sheridan, City of	Yes	\$28.47	\$3570 for 3/4	\$19.98	2244	\$1.35 per 100 cu ft
150	Shoshone Municipal Pipeline	Yes	0	\$10.00 -Tap Equivalent based on size	\$1.34/1,000	0	\$1.34
151	Shoshoni, Town of	Yes	\$25.34	\$750.00	\$25.00	10,000	\$1.00
152	Sierra Madre Water & Sewer Joint Powers Board	Yes	\$34.00	\$2,000.00	\$24.00	1000	\$1.00
153	Sinclair, Town of	Yes	\$40.00	\$1,000.00	\$7.00	0	\$1.80
155	Sleepy Hollow Subdivision (formerly Central Campbell County Improvement & Service District)	Yes	included	\$3,000.00	\$40.00	30,000	2.5/1000 up to 35k, 3.5 to 40k, \$5 up
156	South Big Horn County JPB	Yes	\$62.50	\$2,000.00	\$53.50	4,000	\$1.50
157	South Cheyenne Water and Sewer District	Yes	\$65.18	See Hard Copy	No Answer	No Answer	\$5.57
159	South Fork Improvement & Service District	Yes	\$50.00	no answer	no answer	no answer	\$2.00
160	South of Laramie Water & Sewer District	Yes	\$81.57	\$40.00	\$6.45	1,000	No Answer
161	South Thermopolis Water & Sewer District	Yes	\$32.68	\$1,000.00	\$23.00	3,000	\$4.68
162	South Torrington Water & Sewer District	Yes	\$28.45	\$25.00	\$10.00	0	\$2.75

**Wyoming Water Development Commission
2018 Wyoming Public Water Systems Report
Report #4: Billing Rates**

Entities in red font did not respond to current survey, most recent data given.

Row Number	Name of Entity	Is the System Billed by Meter?	Average Monthly Water Bill	Residential Tap Fees	Residential Base Water Rate	Residential Gallons Included in Base Water Rate	Rate for each 1,000 gal above Base Water Rate
163	South Worland Water Users	Yes	\$85.00	\$3,500.00	\$70.00	0-3000 Gal	\$2.50
164	Southside Well I&S District	No	\$70.00	NA	NA	NA	Flat rate
165	Spring Creek Improvement District	No	\$42.00	No Answer	\$41.24	14,600	\$0.00
166	Squaw Creek Water District	Yes	\$21.00	\$8,500.00	\$15.00	0	\$1.00
167	Star Valley Ranch, Town of	Yes	\$55.00	\$5,000.00	\$45.00	0	\$2.00
168	Star Valley Trailer Court	No	None	No Answer	No Answer	No Answer	No Answer
169	Stone Gate Estates Improvement & Service District	Yes	0	NA	\$960.00	20,000	\$1 to \$30,000; \$2 for 30,000-50,000; \$5 over 50,000
170	Sundance West Water District	No Answer	No Answer	No Answer	No Answer	No Answer	No Answer
171	Sundance, City of	Yes	\$41.65	\$2,789.00	\$16.00	1000	\$5.10
172	Sundance, City of (In cooperation with Sundance West Homeowners Association)	Unknown	No Answer	No Answer	No Answer	No Answer	No Answer
173	Sunridge Estates	No	\$25.00	NA	\$25.00	Unlimited	NA
174	Sunset Ranch Water District	Yes	0	Unknown	Unknown	Unknown	unknown
175	Superior, Town of	No	\$59.40	\$1,500.00	\$59.40	0	No Answer
176	Sylvan Bay Homeowners Assn.	No	No Answer	NA	NA	NA	NA
177	Targhee Town Water District	Yes	\$25.00	No Answer	\$25.00	10,000	\$1.50
178	Ten Sleep, Town of	Yes	\$30.00	\$850.00	\$22.00 - \$30.00	12,000	\$0.25
179	Teton Village Water & Sewer District	No Answer	No Answer	No Answer	No Answer	No Answer	No Answer
180	Thayne, Town of	Yes	\$34.75	No Answer	\$34.75	30000	\$1.50
181	Thermopolis, Town of	Yes	\$34.00	\$450: 3/4"-1" line	\$22.00	1000	\$4.00; 1,500,000 + greater: \$5.00/1,000
182	Torrington, City of	Yes	\$41.11 (Residential based on 11,000 gallons per month)	\$595.65	\$33.94	8000	\$2.39 per 1000 gallons
183	Upton, Town of	Yes	\$36.00	\$1,800.00	\$13.50	1,000	\$2.40
184	Vista West Improvement & Service District	No	\$49.00	None	\$49.00	4000	NA
185	Vista West Water Co	No Answer	No Answer	No Answer	No Answer	No Answer	No Answer
186	Wamsutter, Town of	Yes	\$100.00	\$1,000.00	\$15.00	\$0.50 per 1000g	25%
187	Wardwell Water & Sewer District	Yes	\$35.00	\$5,000.00	\$14.00	0	\$3.00
188	Warm Springs Water District	no	NA	\$3,000.00	N/A	N/A	N/A
189	Washakie Rural Improvement & Service District	Yes	\$67.34	\$4,500.00	\$67.34	3,000	\$1.50/1000
190	Water Unlimited Inc	Partial	No Answer	\$4,000.00	Mostly flate rates	\$180 to \$240 per year	No Answer
191	Wessex Improvement and Service District	No	\$54.17	0	\$650.00	No Answer	0
192	West End Water District	Yes	\$55.00	\$2,700.00	\$55.00	27,000	\$1.00
193	West Gros Ventre Butte Water District	No	Don't bill except \$407 per year	No Answer	\$407 per year	Designed for \$1400/lot/day	NA

**Wyoming Water Development Commission
2018 Wyoming Public Water Systems Report
Report #4: Billing Rates**

Entities in red font did not respond to current survey, most recent data given.

Row Number	Name of Entity	Is the System Billed by Meter?	Average Monthly Water Bill	Residential Tap Fees	Residential Base Water Rate	Residential Gallons Included in Base Water Rate	Rate for each 1,000 gal above Base Water Rate
194	Westview Village Subdivision	No	\$15/month for potable water. The subdivision has a separate irrigation water system	0	\$15.00	Unlimited	0
195	Wheatland, Town of	Yes	\$20.00	\$1,000.00	\$20.00	10,000	\$0.50
196	Worland, City of	Yes	\$59 (winter)/ \$120 (summer)	\$1500 (3/4")	\$9.91	Prices vary based on usage	\$3.25 each 1000 until 4000 then \$2.28 each 1000 for next 3000 then \$1.67 each 1000 after
197	Wright Water & Sewer District	Yes	\$13.00	3/4" = 1,760	\$13.00	9,000	\$1.44, \$1.79, \$1.92, \$1.95
198	Yoder, Town of	Yes	\$36.05	\$1,500.00	\$36.05	7300	\$.55/1,000 gallons

**Wyoming Water Development Commission
2018 Wyoming Public Water Systems Report
Report #5: Fiscal Data**

Entities in red font did not respond to current survey, most recent data given.

Row Number	Name of Entity	Annual							Is The System Self Supporting?	Other Funding Sources	What are the Other Funding Sources
		System Budget	Operation & Maintenance	Water Quality Testing Cost	Sinking Fund Contributions	Emergency Replacement Fund	Water Bill Revenues	Tap Fee Revenues			
1	Afton, Town of	\$457,809.00	\$187,965.00	\$3,500.00	\$15,000.00	\$31,090.00	\$422,809.00	\$74,000.00	Yes	No	NA
2	Air Base Acres I&S District	\$40,000.00	\$35,000.00	\$500.00	5%	\$45,000.00	\$35,000.00	\$7,500.00	Yes	Yes	Maintenance fees
3	Albin, Town of	\$51,000.00	No Answer	\$6,000.00	No Answer	\$5,000.00	\$52,000.00	0	No	Yes	6th Penny Grants
4	Alpine	\$219,000.00	\$208,300.00	\$1,500.00	\$44,000.00	\$25,180.24	\$204,000.00	\$15,000.00	Yes	No	NA
5	American Road Water & Sewer District	\$51,363.00	\$35,755.00	\$1,400.00	\$1,500.00	\$110,000.00	\$40,031.00	0	No	Yes	County Grant
6	Antelope Valley Improvement & Service District	No Answer	No Answer	No Answer	No Answer	No Answer	No Answer	No Answer	No Answer	No Answer	No Answer
7	Aspens Pines Water & Sewer District	\$360,000.00	\$30,000.00	\$1000-\$6000	\$47,000.00	\$200,000.00	\$360,000.00	\$5,000.00	Yes	No	NA
8	Avalon Mobile Manor	\$0.00	\$0.00	\$0.00	\$0.00	NA	NA	NA	NA	NA	NA
9	Baggs, Town of	\$167,554.00	\$55,000.00	\$2,000.00	\$16,000.00	\$61,000.00	\$111,000.00	None	Yes	Yes	MOU with Town of Dixon, interest on accounts, carry over
10	Bairoil, Town of	No Answer	\$12,000.00	\$600+Operator Fees	Unknown	Unknown	\$25,200.00	\$750.00	Yes	No	NA
11	Basin, Town of	\$560,224.00	\$13,500.00	\$1,500.00	\$0.00	\$64,000.00	\$294,205.00	\$375.00	Yes	No	NA
12	Bear River Regional Joint Powers Board	\$352,600.00	\$121,000.00	\$4,000.00	\$10,000.00	\$110,000.00	\$330,650.00	\$10,000.00	Yes	No	NA
13	Bedford Water & Sewer, District	\$200,000.00	\$156,000.00	\$3,500.00	\$20,000.00 +-	\$20,000.00	\$180,000.00 +	\$20,000.00 +-	Yes	Grants and Loans - nothing new this year.	WWDC, WBC
14	Bennor Estates Improvement & Service District	\$74,550.00	\$36,052.00	\$1,500.00	\$6,030.00	\$13,087.00	\$73,647.00	0	No	Yes	County grants
15	Big Horn Regional Joint Powers Board	\$720,000.00	\$250,000.00	\$8,000.00	#####	\$60,000.00	\$784,000.00	0	Yes	Yes	WWDC, RD/RUS, SRF, SLIB
16	Big Piney, Town of	\$45,000.00	\$32,000.00	\$4,000.00	NA	\$35,000.00	\$81,000.00	NA	Yes	No	NA
17	Big Valley & Crossed Arrows Improvement District	\$5,244.00	\$2,500.00	\$1,200.00	\$0.00	\$500.00	\$8,820.00	\$0.00	Yes	No	NA
18	Bridger Valley Joint Powers Board	\$1,333,729.00	\$263,850.00	\$6,000.00	No Answer	\$800,000.00	\$914,636.00	\$6,000.00	Yes	No	NA
19	Broken Wheel Ranch Improvement & Service District	\$7,680.00	\$4,600.00	\$864.00	No Answer	\$0, currently being built up	\$7,680.00	0	Yes	Yes	WWDC Level III Grant, USDA ECWAG Grant, SRF Loan
20	Buffalo Valley Water District	\$34,000.00	\$4,500.00	\$1,000.00	0	\$20,000.00	\$26,000.00	0	Yes	Yes	WWDC

**Wyoming Water Development Commission
2018 Wyoming Public Water Systems Report
Report #5: Fiscal Data**

Entities in red font did not respond to current survey, most recent data given.

Row Number	Name of Entity	Annual							Is The System Self Supporting?	Other Funding Sources	What are the Other Funding Sources
		System Budget	Operation & Maintenance	Water Quality Testing Cost	Sinking Fund Contributions	Emergency Replacement Fund	Water Bill Revenues	Tap Fee Revenues			
21	Buffalo, City of	\$823,545.00	\$823,545.00	\$6,707.00	Maintain 3.4 million in 2 funds	\$408,507.00	\$1,367,000.00	\$30,000.00	Yes	Yes	WWDC
22	Burlington, Town of	\$65,000.00	\$60,000.00	\$1,000.00	No Answer	\$25,000.00	\$63,000.00	\$600.00	Yes	No Answer	No Answer
23	Burns, Town of	\$52,500.00	\$20,500.00	\$3,000.00	\$10,000.00	\$77,593.00	\$50,000.00	\$0.00	Yes	Have done upgrades with SPT.	Specific Purpose Tax has enabled us to do upgrades
24	Byron, Town of	\$108,950.00	\$12,150.00	\$1,000.00	\$35,000.00	\$142,996.69	\$50,641.34	\$59,775.96	Yes	No	NA
25	Cambria Improvement and Service District	0	0	0	0	0	0	0	Yes	No	NA
26	Canyon Improvement and Service District	0	0	0	0	0	0	0	Yes	No	NA
27	Casper, City of	\$18,000,000.00	\$10,000,000.00	\$65,000.00	No Answer	\$7,000,000.00	\$13,000,000.00	\$120,000.00	For Operations - Yes	For Capital - Yes	WWDC and OS LI grants and loans
28	Casper, City of Central Wyoming Regional Water System	\$11,000,000.00	\$3,000,000.00	\$66,500.00	No Answer	\$7,000,000.00	\$6,700,000.00	\$65,000.00	For Operations - Yes	For Capital - Yes	WWDC and OS LI grants and loans
29	Cedar Hills Water Association	\$28,000.00	\$2,000.00	\$500.00	\$10,000.00	NA	NA	NA	Yes	NA	None
30	Centennial Water District	\$117,589.00	\$37,352.00	\$1,000.00	0	\$31,142.00	\$71,263.00	\$6,000.00	Yes	No	NA
31	Cheyenne Board of Public Utilities, City of	\$49,625,060.00	\$11,271,256.00	\$221,100.00	No Answer	\$7,661,124.00	\$20,621,900.00	\$1,868,800.00	Yes	No	NA
32	Chugwater, Town of	No Answer	No Answer	No Answer	any overages collected after expenses	\$171,000.00	No Answer	No Answer	Unknown	Unknown	NA
33	Clearmont, Town of	\$29,085.00	\$25,585.00	\$3,500.00	0	\$100,000.00	\$29,100.00	\$600.00	Yes	No	NA
34	Clearview Improvement & Service District	\$374,092.00	\$201,000.00	\$2,000.00	\$18,400.00	\$400,000 which includes sewer reserves	\$45,000.00	\$120,500.00	Yes	No	NA
35	Cody, City of	\$3,234,147.00	\$3,234,147.00	\$600.00	\$20,000.00	\$2,044,409.00	\$3,220,191.00	\$59,412.00	Yes	Yes	On occasions - WWDC, SLIB - MRG
36	Cokeville, Town of	0	0	0	0	0	0	0	No	No	no answer
37	Cook Road Water District	\$120,774.00	\$35,200.00	\$1,100.00	\$5,000.00	\$75,026.00	\$120,085.00	\$7,500.00	No	Yes	County & State grants
38	Cooper Subdivision Mobile Home Park	0	0	0	0	0	0	0	No	No	NA

**Wyoming Water Development Commission
2018 Wyoming Public Water Systems Report
Report #5: Fiscal Data**

Entities in red font did not respond to current survey, most recent data given.

Row Number	Name of Entity	Annual							Is The System Self Supporting?	Other Funding Sources	What are the Other Funding Sources
		System Budget	Operation & Maintenance	Water Quality Testing Cost	Sinking Fund Contributions	Emergency Replacement Fund	Water Bill Revenues	Tap Fee Revenues			
39	Cottonwood Acres Subdivision	\$16,000.00	\$15,000.00	\$2,500.00	\$10,000.00	\$2,500.00	No Answer	None	No Answer	No Answer	No Answer
40	Countryside Court	\$0.00	\$0.00	\$2,200.00	No Answer	NA	NA	NA	No	NA	Rental income
41	Countryside Water Users, Inc.	\$55,080.00	\$33,000.00	\$800.00	\$12,000.00	\$10,000.00	NA	NA	Yes	No	NA
42	Cowley, Town of	\$137,137.00	\$31,000.00	\$240.00	\$51,000.00	\$135,691.00	\$131,262.00	\$6,300.00	Yes	No	NA
43	Crestview Improvement & Service District (formerly Crestview Estates Subdivision)	\$219,000.00	\$154,541.00	\$1,100.00	0	\$360,000.00	\$137,000.00	0	No	Yes	County/other grants/loans
44	Dave Johnston Power Plant	\$100,000	\$50,000	\$2,000.00	NA	\$200,000	NA	NA	No	Yes	Corporate support
45	Dayton, Town of	\$136,230.00	\$136,230.00	\$5,000.00	No Answer	\$306,616.00	\$155,000.00	\$4,387.50	Yes	Yes	Reserves, Interest Income
46	Deaver, Town of	\$81,953.00	\$28,265.00	\$1,000.00	No Answer	\$35,500.00	\$17,034.00	\$34,832.00	No Answer	Yes - for water system project	Drinking Water State Revolving Fund Loan #152 and #179, WWDC, CDBG, and USDA-RD
47	Dillman Estates	\$16,000 - \$18,000	\$15,000.00	\$10,800.00	0	\$37,200.00	\$24.00	Part of emergency fund	Currently, yes	No	N/A
48	Dixon, Town of	\$55,400.00	\$25,000.00	\$2,000.00	\$8,220.00	\$22,170.00	\$48,000.00	0	Yes	Yes	Carry Over from previous year, Interest on Bank Account
49	Douglas, Town of	\$3,762,502.00	\$2,096,000.00	No Answer	\$615,000.00	\$4,106,127.00	\$2,000,000.00	\$15,000.00	Yes	Yes	Government and State Aid for high dollar projects
50	Dubois, Town of	\$291,738.00	\$215,517.00	\$2,745.00	\$25,000.00	\$250,000.00	\$296,650.00	\$12,148.00	Yes	No	NA
51	East Thermopolis, Town of	\$45,000.00	0	\$800.00	0	0	0	\$1,000.00	Yes	Yes	SLIB board
52	Edgerton, Town of	\$58,000 (approx) *	\$12,600 (approx)*	\$750 + or -*	\$14,000 (approx)*	\$20,000 (approx)*	\$68,200 (approx)*	(Included in water bills)*	No	Yes	Annual Fiscal Budget
53	Eight Mile Improvement & Service District	\$54,475.00	\$25,390.00	\$800.00	0	\$20,919.00	\$48,240.00	0	No	Yes	County and State Grants
54	Elk Mountain, Town of	\$26,000.00	\$25,000.00	\$1,000.00	0	\$375,000.00	\$35,000.00	\$800.00	Yes	No	NA
55	Encampment, Town of	\$174,617.00	\$164,023.00	\$619.00	\$8,898.00	\$358,303.00	\$165,219.57	\$12,000.00	Yes	No (grants in the past)	NA
56	Etna Water & Sewer District	NA	No Answer	No Answer	NA	NA	NA	NA	Yes	No	NA

**Wyoming Water Development Commission
2018 Wyoming Public Water Systems Report
Report #5: Fiscal Data**

Entities in red font did not respond to current survey, most recent data given.

Row Number	Name of Entity	Annual							Is The System Self Supporting?	Other Funding Sources	What are the Other Funding Sources
		System Budget	Operation & Maintenance	Water Quality Testing Cost	Sinking Fund Contributions	Emergency Replacement Fund	Water Bill Revenues	Tap Fee Revenues			
57	Evanston, Town of	\$3,158,341.00	\$2,842,507.00	\$18,000.00	\$250,000.00	\$15,233,738.00	\$2,465,528.00	\$29,757.00	Yes	NA	NA
58	Evansville, Town of	\$458,500.00	\$184,000.00	\$3,160.00	\$20,000.00	\$220,212.84	\$695,197.00	\$35,000.00	Yes	No	NA
59	Fairview Water & Sewer District	NA	NA	NA	NA	NA	NA	NA	No Answer	No Answer	No Answer
60	Force Road Joint Powers Board	\$30,000.00	\$5,400.00	\$750.00	\$7,800.00	\$15,000.00	\$3,720.00	\$0.00	No	Yes	Mill levy
61	Fort Laramie, Town of	\$85,000.00	\$81,271.60	\$2,132.00	\$2,400.00	\$5,097.00	\$93,891.00	0	Yes	Yes	Rate Increases, Federal Grants, State Grants
62	Fox Ridge Subdivision Improvement & Service District	\$54,100.00	\$40,095.00	\$800.00	0	0	\$50,394.00	0	No	Yes	County Grants
63	Frannie, Town of	0	0	\$240.00	0	0	0	0	Yes	No	NA
64	Freedom Hills Improvement and Service District	\$179,495.00	\$132,016.00	\$800.00	\$10,000.00	\$20,007.00	\$163,200.00	0	No	Yes	County & State Grants
65	Gardens North Home Owners Association	\$38,000.00	\$38,000.00	\$650.00	\$0.00	\$0.00	\$38,000.00	\$0.00	Yes	No	NA
66	Gillette, City of	No Answer	No Answer	\$15,000.00	None	Per City Policy, 90 day operating reserve (\$1,672,947); capitol reserves= one year of depreciation expense (\$4,888,929). Also 3.5 M in reserves.	No Answer	FY17 revenues from tapp fees were \$55,560	No	Yes	The City's share of the Campbell County's Optional 1% Sales Tax-which also helps the City of Gillette leverage grants and loans as they are available for applicable capitol projects.
67	Glendo, Town of	\$77,800.00	\$65,000.00	\$4,000.00	\$5,000.00	\$49,000.00	\$75,000.00	average 1-2 per year	Yes	No	NA
68	Glenrock, Town of	\$604,480.00	\$400,000.00	\$4,800.00	\$500,000.00	\$500,000.00	\$550,429.00	\$5,000.00	Yes	Yes	WWDC & SLIB
69	Grace Land Improvement & Service District	\$75,000.00	\$48,000.00	\$1,000.00	0	0	\$33,000.00	0	Yes	Yes	County Grants
70	Granger, Town of	\$48,000.00	0	\$0.00	\$0.00	NA	NA	NA	Yes	NA	Bulk Sales
71	Greater Smoot Water & Sewer District	\$55,000.00	\$88,367.00	\$1,500.00	\$16,500.00	\$50,000.00	\$50,076.00	0	Yes	No	NA
72	Green River, City of	\$2,600,000.00	\$1,604,000.00	\$6,000.00	Depends on the year	\$4,000,000.00	No Answer	Depends	yes	No	NA

**Wyoming Water Development Commission
2018 Wyoming Public Water Systems Report
Report #5: Fiscal Data**

Entities in red font did not respond to current survey, most recent data given.

Row Number	Name of Entity	Annual							Is The System Self Supporting?	Other Funding Sources	What are the Other Funding Sources
		System Budget	Operation & Maintenance	Water Quality Testing Cost	Sinking Fund Contributions	Emergency Replacement Fund	Water Bill Revenues	Tap Fee Revenues			
94	Laramie, City of	\$26,587,500.00	\$6,882,516.00	\$20,000.00	\$10,000.00	\$393000 + 6 month operation	\$8,871,064.00	\$132,984.00	Yes	Yes	Grant/loans
95	Lingle, Town of	\$93,500.00	No Answer	\$4,000 to \$5,000	\$5,000 to \$10,000	\$120,000.00	No Answer	\$1,000.00	Yes	Yes	Reserves and Possible grants
96	Lovell, Town of	No Answer	No Answer	No Answer	No Answer	No Answer	No Answer	No Answer	No Answer	No Answer	No Answer
97	Lucerne Water & Sewer District	\$125,000.00	\$20,000.00	\$450.00	\$10,000.00	\$315,000.00	6,500.00 (approx) per month, depends if there is a request for tap, some years there is no request.	Depends if there is a request for tap, some years that is no request.	Yes	Yes	The District accesses a 4 mil levy each year through the County Treasurer.
98	Lusk, Town of	\$238,000.00	75%	\$4,000.00	0	0	No Answer	\$2,000.00	Yes	Yes	Grants for projects and large rehab project
99	Lyman, Town of	\$200,000.00	\$20,000.00	\$5,000.00	\$10,000.00	NA	NA	NA	Yes	NA	None
100	Manderson, Town of	0	0	0	0	0	0	0	No	No	NA
101	Marbleton, Town of	No Answer	No Answer	NA	NA	NA	No Answer	NA	Yes	No	NA
102	Meadow Springs Improvement & Service District	\$25,281.00	\$16,648.00	\$800.00	0	0	\$11,700.00	0	No	Yes	County and State Grants
103	Means First Extension Water & Sewer District	\$150,392.00	\$47,624.00	\$800.00	0	0	\$63,180.00	0	No	Yes	State and County Grants
104	Medicine Bow, Town of	\$157,797.00	\$132,900.00	\$3,500.00	\$2,000.00	\$24,897.00	\$42,000.00	0	Yes	No	NA
105	Meeteetsee, Town of	\$238,649.73	\$183,825.48	\$5,143.54	\$3,000.00	\$107,407.84	\$169,505.94	\$1,023.72	Yes	Yes	Reserve Account
106	Melody Ranch Improvement and Service District	\$227,000.00	\$167,000.00	\$9,200.00	\$60,000.00	\$490,000.00	\$96,000.00	\$2,000.00	Yes	Yes	\$340/lot annual assessment collected with country property taxes for water, sewer, and roads
107	Midwest, Town of	0	0	0	0	0	0	0	No	No	NA
108	Miller Lower Mobile Home Park	0	0	\$300.00	0	0	0	0	Yes	No	NA
109	Mills, Town of	No Answer	No Answer	No Answer	No Answer	No Answer	No Answer	No Answer	Yes	NA	NA
110	Moorcroft, Town of	\$212,169.81	\$301,328.88	\$10,085.00	0	\$35,576.81	\$231,482.23	0	Yes	Yes	Water investment fees

**Wyoming Water Development Commission
2018 Wyoming Public Water Systems Report
Report #5: Fiscal Data**

Entities in red font did not respond to current survey, most recent data given.

Row Number	Name of Entity	Annual							Is The System Self Supporting?	Other Funding Sources	What are the Other Funding Sources
		System Budget	Operation & Maintenance	Water Quality Testing Cost	Sinking Fund Contributions	Emergency Replacement Fund	Water Bill Revenues	Tap Fee Revenues			
111	Mountain View Estates	No Answer	No Answer	No Answer	No Answer	NA	NA	NA	No Answer	NA	NA
112	Mountain View, Town of	\$343,825.00	\$91,000.00	\$1,000.00	NA	\$300,000.00	\$321,060.00	\$5,700.00	Yes	No	NA
113	Natrona County International Airport	\$11,000.00	\$7,328.86	\$984.00	0	0	0.00	0	No	Yes	Airport operation funds
114	Newcastle, City of	\$1,590,000.00	\$368,000.00	\$5,229.00	\$40,000.00	\$107,865.00	\$985,000.00	\$3,000.00	Yes	Yes	General Fund
115	North Platte Water & Sewer District	\$388,954.00 (projected)	\$210,905.00	\$6,095.00	Unknown	\$263,633.00	\$243,764.00	\$8,900.00	No	Property tax.	\$71,904.00 (8 Mills Property Tax)
117	Northwest Rural Water District	\$2,400,000.00	\$1,900,000.00	\$4,000.00	\$150,000.00	\$1,030,723.00	\$2,600,000.00	\$60,000.00	Yes	Not for operations	SRF and WWDO Grants and Loans for Construction Projects
118	Opal, Town of	No Answer	\$20,160.00	\$1,883.00	\$1,832.00	\$13,326.00	\$19,273.00	0	Yes, The difference between the funds collected from water bill payments (19,273.00) and the total collected by the water department in FY17 (21,393.48) is primarily bulk water sales (2,120.48).	No	NA
119	Orchard Valley Water Co.	\$20,000.00	\$7,500.00	\$1,000.00	No Answer	\$15,000.00	\$25,000.00	0	Yes	No	NA
120	Osage Water District	0	0	0	0	0	0	0	Yes	No	NA
121	Osmond Pipeline Company	\$12,240.00	\$5,000.00	\$1,500.00	0	\$25,000.00	\$12,240.00	0	Yes	No	NA
123	Peoples Improvement and Service District	\$42,800.00	\$39,000.00	\$1,700.00	No Answer	\$45,000.00	\$25,000.00	0 because we have no subdividing going on at this time	Yes	No	NA
124	Pine Bluffs, Town of	\$209,000.00	\$120,565.00	\$3,280.00	\$88,435.00	\$50,014.00	\$206,500.00	\$2,500.00	Yes	Yes but only for projects	SRF Loan and WWDC Grant/Loan

**Wyoming Water Development Commission
2018 Wyoming Public Water Systems Report
Report #5: Fiscal Data**

Entities in red font did not respond to current survey, most recent data given.

Row Number	Name of Entity	Annual							Is The System Self Supporting?	Other Funding Sources	What are the Other Funding Sources
		System Budget	Operation & Maintenance	Water Quality Testing Cost	Sinking Fund Contributions	Emergency Replacement Fund	Water Bill Revenues	Tap Fee Revenues			
125	Pine Haven, Town of	\$108,246.00	\$41,095.00	\$1,945.00	\$30,000 (A portion of this to repay SLIB loan for current water/well tank project)	\$114,446 (a portion of this is to repay SLIB loan for current water/well tank project)	\$156,980.00	\$3,900.00	Yes	No Answer	No Answer
126	Pinedale Municipal Water System	\$2,000,000.00	\$200,000.00	\$25,000.00	\$0.00	\$200,000.00	\$100,000.00	\$40,000.00	Yes	Yes	Sales Tax Revenue
127	Pineview Im. & Svc. District (formerly: Glory Hole Homeowners Association)	\$22,982.00	\$10,897.00	\$900.00	0	0	\$20,160.00	0	Yes	No	None
128	Pioneer Water & Sewer District	\$375,000.00	\$210,000.00	\$1,000.00	\$30,000.00	\$616,819.00	\$285,000.00	\$7,000.00	Yes	No	NA
129	Pleasant View Water Co, Inc.	\$20,000.00	\$20,010.80	\$240.00	0	\$17,197.00	\$21,834.00	0	Yes	No	none
130	Point of Rocks, Town of	No Answer	No Answer	\$1,000.00	No funding	No funding	No Answer	No info	No	Retail business	Camper park, mobile home park, bar, café
131	Poison Spider Improvement & Service District	\$110,000.00	\$37,000.00	\$300.00	\$5,000.00	\$40,000.00	\$52,000.00	Applies to new members	Yes	Yes	Assessments (\$625 per tap)
132	Powell, City of	\$1,504,956.00	\$593,000.00	\$2,000.00	No Answer	\$950,000.00	\$1,574,285.00	\$9,570.00	Yes	No	NA
133	Rafter D Improvement & Service District	\$15,360.00	\$10,790.00	\$800.00	0	0	\$15,360.00	0	No	Yes	County Grants
134	Rafter J ISD	\$99,809.00	\$61,931.00	\$2,423.00	\$50,000.00	\$150,000.00	\$111,629.00	\$1,500.00	Yes	Yes	Special Assessment (Ending 2021)
136	Ranchester, Town of	\$160,000.00	\$128,000.00	\$7,000.00	\$25,000.00	\$80,000.00	\$176,200.00	\$4,000.00	Yes	No Answer	No Answer
137	Rawlins, City of	\$982.12	\$629.03	\$1,500.00	\$100.00	\$510.61	\$1,699,426.00	\$52,974.00	Yes	No	NA
138	Red Lane Domestic Water, Inc.	\$18,000.00	0	\$2,500.00	0	0	0	0	Yes	No	NA
139	Riverside Mobile Home Court LLC	No Answer	No Answer	No Answer	No Answer	No Answer	No Answer	No Answer	No Answer	No Answer	No Answer
140	Riverton, City of	\$3,496,065.00	No Answer	\$18,039.00	Varies	\$532,236 (Operating Reserve); \$879,937 (N. Federal Boulevard Construction)	\$2,371,833.00	\$8,345.00	Operationally, yes. We have loans and grants for upcoming & ongoing projects.	Yes	Loans and Grants

**Wyoming Water Development Commission
2018 Wyoming Public Water Systems Report
Report #5: Fiscal Data**

Entities in red font did not respond to current survey, most recent data given.

Row Number	Name of Entity	Annual							Is The System Self Supporting?	Other Funding Sources	What are the Other Funding Sources
		System Budget	Operation & Maintenance	Water Quality Testing Cost	Sinking Fund Contributions	Emergency Replacement Fund	Water Bill Revenues	Tap Fee Revenues			
141	Rock River, Town of	\$142,295.00	\$99,000.00	\$1,000.00	\$5,700.00	\$42,000.00	\$92,000.00	\$57,000.00	No	Yes	WWDC, SLIB, and General Funds
142	Rock Springs, City of	\$17,368,565.00	\$5,095,398.00	\$21,200.00	\$150,000.00	\$2,790,000.00	\$5,796,935.71	\$187,470.00	Yes	Yes	Capital Facilities Tax (6th Cent Tax)
143	Rolling Hills, Town of	\$129,408.00	\$49,722.00	\$8,200.00	No Answer	\$245,000.00	\$123,000.00	no answer	Yes	No	NA
144	Rozet Ranchettes Improvement & Service District	\$28,020.00	\$16,065.00	\$900.00	0	0	\$23,040.00	\$4,500.00	No	Yes	County Grants
145	Salt Creek Joint Powers Board	\$108,700.00	\$43,700.00	unknown	No Answer	0	\$65,000.00	NA (Towns)	No, Working towards	No Answer	No Answer
146	Saratoga, Town of	\$536,200.00	\$536,200.00	\$3,000.00	No Answer	\$265,891.00	\$520,000.00	\$17,500.00	Yes	No	NA
147	Shell Valley West Water & Sewer	NA	NA	NA	NA	NA	NA	NA	Yes	No	NA
148	Shell Water Users, Inc.	0	0	0	0	0	0	0	Yes	No	NA
149	Sheridan, City of	\$4,750,000.00	\$3,400.00	\$28,000.00	10 year average is \$85,000	\$1,600,000.00	\$3,500,000.00	\$225,000.00	Yes	Yes	Capital facilities tax assists on some capital projects
150	Shoshone Municipal Pipeline	\$3,385,000.00	\$2,020,000.00	\$19,200.00	\$100,000.00	\$2,363,700.00	\$1,474,000.00	\$1,546,000.00	Yes	No	NA
151	Shoshoni, Town of	\$136,163.00	\$116,577.73	\$2,060.00	0	\$150,057.63	\$140,617.72	0	Yes	No	NA
152	Sierra Madre Water & Sewer Joint Powers Board	No Answer	No Answer	\$2,000.00	\$8,600.00	\$215,000.00	No Answer	Varies	Yes	No	NA
153	Sinclair, Town of	\$451,500.00	\$270,000.00	\$300.00	\$373,350.00	\$2,300,000.00	\$84,695.00	Varies	Yes	Yes	Lease of our water rights to Sinclair Wyoming Refinery
155	Sleepy Hollow Subdivision (formerly Central Campbell County Improvement & Service District)	\$300,000.00	\$250,000.00	\$2,500.00	\$50,000.00	NA	NA	NA	Yes	NA	NA
156	South Big Horn County JPB	\$242,871.00	\$106,060.00	\$500.00	\$0.00	\$27,221.00	\$262,852.00	\$10,000.00	Yes	No	NA
157	South Cheyenne Water and Sewer District	\$5,017,960.00	\$3,381,500.00	\$10,000.00	No Answer	\$1,102,612.00	\$2,273,398.00	\$508,900.00	Yes	Yes	Mill levy - property tax
159	South Fork Improvement & Service District	\$40,000.00	\$11,800.00	\$7,560.00	0	0	\$28,200.00	0	Yes	No	NA

**Wyoming Water Development Commission
2018 Wyoming Public Water Systems Report
Report #5: Fiscal Data**

Entities in red font did not respond to current survey, most recent data given.

Row Number	Name of Entity	Annual							Is The System Self Supporting?	Other Funding Sources	What are the Other Funding Sources
		System Budget	Operation & Maintenance	Water Quality Testing Cost	Sinking Fund Contributions	Emergency Replacement Fund	Water Bill Revenues	Tap Fee Revenues			
160	South of Laramie Water & Sewer District	\$178,771.00	\$16,000.00	\$500.00	0	\$75,000.00	\$94,489.00	\$146,340.00	Yes	No	NA
161	South Thermopolis Water & Sewer District	\$119,652.00	\$5,000.00	\$350.00	\$0.00	NA	NA	NA	No	NA	Sur Charge of \$5
162	South Torrington Water & Sewer District	\$284,139.93	\$222,422.96	\$240.00	\$50,000.00	\$328,276.18	\$119,749.97	\$150.00	Yes (excludes tax levy dollars from Goshen County)	Yes	Goshen County Property Taxes
163	South Worland Water Users	\$158,133.13	\$69,230.37	Postage	Whatever we can	\$41,522.87	\$149,919.77	\$3,500.00	Yes	No	NA
164	Southside Well I&S District	\$14,000.00	\$3,300.00	\$2,000.00	\$100.00	\$100.00	\$9,000.00	\$0.00	Yes	No	NA
165	Spring Creek Improvement District	\$56,100.00	\$20,000.00	No Answer	No Answer	NA	NA	NA	No	NA	HA Dues
166	Squaw Creek Water District	\$65,000.00	\$22,000.00	\$1,000.00	\$42,000.00	NA	NA	NA	No	NA	Tax Assessment
167	Star Valley Ranch, Town of	\$3,089,365.00	\$1,073,701.00	\$1,650.00	No Answer	No Answer	\$1,034,611.00	\$50,000.00	Yes	Yes	SLIB, State revolving fund, Rural Development
168	Star Valley Trailer Court	\$3,000.00	\$1,500.00	\$650.00	\$1,500.00	\$10,000.00	No Answer	No Answer	Yes	No	NA
169	Stone Gate Estates Improvement & Service District	\$69,000.00	\$20,000.00	\$500.00	\$12,000.00	\$74,500.00	\$9,500.00	0	Yes	Yes	Campbell County District Support Group
170	Sundance West Water District	No Answer	No Answer	NA	NA	NA	No Answer	NA	NA	No Answer	No Answer
171	Sundance, City of	\$602,000.00	\$100,000.00	\$6,300.00	\$11,200.00	\$88,800.00	\$280,000.00	\$10,000.00	Yes	Yes	WWDO
172	Sundance, City of (In cooperation with Sundance West Homeowners Association)	No Answer	No Answer	No Answer	No Answer	No Answer	No Answer	No Answer	Yes, funding to provide the water source will be paid for via special assessments from the landowner	No	NA
173	Sunridge Estates	\$20,000.00	\$5,000.00	\$50.00	No Answer	\$12,000.00	\$22,000.00	\$0.00	Yes	No	NA
174	Sunset Ranch Water District	0	0	0	0	0	0	0	Yes	No	NA
175	Superior, Town of	0	0	0	0	0	0	0	No	No	no answer
176	Sylvan Bay Homeowners Assn.	\$1,500.00	\$500.00	\$500.00	\$0.00	NA	NA	NA	No	NA	Homeowner Assessment

**Wyoming Water Development Commission
2018 Wyoming Public Water Systems Report
Report #5: Fiscal Data**

Entities in red font did not respond to current survey, most recent data given.

Row Number	Name of Entity	Annual							Is The System Self Supporting?	Other Funding Sources	What are the Other Funding Sources
		System Budget	Operation & Maintenance	Water Quality Testing Cost	Sinking Fund Contributions	Emergency Replacement Fund	Water Bill Revenues	Tap Fee Revenues			
177	Targhee Town Water District	\$64,000.00	\$23,000.00	\$600.00	\$5,000.00	\$110,000.00	\$21,500.00	\$750.00	Yes	Yes	Tax Assesment
178	Ten Sleep, Town of	\$43,497.34	\$10,000.00	\$1,500.00	0	\$80,037.00	\$65,000.00	\$5,000.00	Yes	No	NA
179	Teton Village Water & Sewer District	No Answer	No Answer	No Answer	No Answer	No Answer	No Answer	No Answer	No Answer	No Answer	No Answer
180	Thayne, Town of	\$119,500.00	\$50,700.00	\$2,500.00	No Answer	No Answer	\$117,500.00	\$2,000.00	Yes	No	NA
181	Thermopolis, Town of	\$1,333,810.00	\$1,157,125.00	\$4,217.00	\$444,664.00	\$1,541,412.00	\$1,288,854.00	0	Yes	Yes on some replacement/expansion projects	WWDC, SRF, SLIB
182	Torrington, City of	\$1,605,815.00	\$1,462,395.00	\$5,000.00	0	0	\$2,008,120.00	\$1,163.00	Yes, not supporting Capital program or Reserves	Yes	Grants and loans
183	Upton, Town of	\$218,701.00	\$195,601.00	\$2,500.00	\$14,000.00	\$52,955.13	\$210,200.00	\$4,000.00	Yes	No	NA
184	Vista West Improvement & Service District	\$26,000.00	\$20,000.00	\$1,000.00	\$6,000.00	\$45,000.00	No Answer	None	Yes: We are essentially self supporting but have had substantial financial assistance in the past from the Wyoming Water Commission. The users are charged an additional \$17 monthly to make the annual payment for the water improvement project.	Yes	No Answer
185	Vista West Water Co	No Answer	No Answer	No Answer	No Answer	No Answer	No Answer	No Answer	No Answer	No Answer	No Answer
186	Wamsutter, Town of	\$267,000.00	\$43,230.00	\$900.00	\$10,000.00	\$156,000.00	\$120,000.00	\$1,500.00	Yes	No	NA
187	Wardwell Water & Sewer District	No Answer	No Answer	\$2,000.00 to \$3,000.00 depending on what tests are due	\$100,000.00 to \$200,000.00	\$2,274,500.00	No Answer	FY 16/ \$25,217.00	Yes	Yes	8 Mills from AdValorem taxes
188	Warm Springs Water District	\$80,000.00	\$49,000.00	\$2,000.00	\$5,000.00	\$25,000.00	0.00	\$3,000.00	Yes	No	NA

**Wyoming Water Development Commission
2018 Wyoming Public Water Systems Report
Report #5: Fiscal Data**

Entities in red font did not respond to current survey, most recent data given.

Row Number	Name of Entity	Annual							Is The System Self Supporting?	Other Funding Sources	What are the Other Funding Sources
		System Budget	Operation & Maintenance	Water Quality Testing Cost	Sinking Fund Contributions	Emergency Replacement Fund	Water Bill Revenues	Tap Fee Revenues			
189	Washakie Rural Improvement & Service District	\$496,128.00	\$119,746.00	\$579.00	\$43,500.00	\$190,634.00	\$51,108.00	\$7,300.00	Yes	Yes	RD/RUS
190	Water Unlimited Inc	No Answer	No Answer	\$1,200.00	\$10,000.00	\$50,000.00	No Answer	0	Marginal	No other source required to date	NA
191	Wessex Improvement and Service District	\$2,800.00	\$2,800.00	\$100.00	\$1,750.00	\$3,000.00	0.00	0	Yes	No	NA
192	West End Water District	\$59,000.00	\$24,500.00	\$2,500.00	\$25,000.00	NA	NA	NA	Yes	NA	None
193	West Gros Ventre Butte Water District	\$27,496.00	\$14,000.00	\$150.00	\$17,000.00	\$60,000.00	\$30,700.00	\$13,000 (tax fees)	Yes	Yes	There is a \$228 per year property tax assessment to pay off capital improvements done in 1990
194	Westview Village Subdivision	No Answer	\$500.00	\$1,000.00	\$400.00	\$8,500.00	\$5,400.00	N/A	Currently Yes	No	NA
195	Wheatland, Town of	\$605,000.00	\$355,000.00	\$10,000.00	0	0	\$620,000.00	\$15,000.00	Yes	No	NA
196	Worland, City of	\$2,172,424.00	\$1,473,556.00	\$4,000.00	No Answer	\$3,018,142.00	\$1,391,477.00	\$5,000.00	Unknown	Unknown	No Answer
197	Wright Water & Sewer District	\$640,000.00	\$355,164.00	\$8,493.00	\$100,000.00	\$200,000.00	\$281,931.00	\$5,544.00	Yes	Yes	motor vehicle, capital tax, property tax
198	Yoder, Town of	No Answer	\$52,547.00	\$1000-\$2000	\$7,000.00	\$27,703.00	\$59,547.00	0	Yes, Self supporting but not for major repairs	No Answer	No Answer

**Wyoming Water Development Commission
2018 Wyoming Public Water Systems Report
Report #6: Wellhead Protection and Conservation Measures**

Entities in red font did not respond to current survey, most recent data given.

Row Number	Name of Entity	Number of Wells	Well Depth (ft.)	Wellhead Protection	Types of Conservation Measures	Estimated Water Savings
1	Afton, Town of	2	300	Yes	We are from WY, we are a naturally conservative bunch	Summertime, 30 - 40 %
2	Air Base Acres I&S District	0	NA	Unknown	No Answer	No Answer
3	Albin, Town of	5	350	Yes	No Answer	No Answer
4	Alpine	3	260	Yes	We establish water restrictions in the other summer months by resolution along with the county.	approx. 1/4
5	American Road Water & Sewer District	5	540', 540', 495', 495', 1762'	Yes	Water meters	Unknown
6	Antelope Valley Improvement & Service District	4	No Answer	Yes	Everything is metered	No Answer
7	Aspens Pines Water & Sewer District	4	100	Yes	Leak detector/repair; Homeowner education	leak repair: 0-40%
8	Avalon Mobile Manor	1	180	Yes	None	NA
9	Baggs, Town of	0	NA	No	No Answer	No Answer
10	Bairoil, Town of	1	650	Yes	Water waste ordinance	Unknown
11	Basin, Town of	NA	NA	NA	Replacing old fire hydrants, put in new 1,000,000 water 2 yrs ago (old one leaked badly).	5%-10%
12	Bear River Regional Joint Powers Board	No Answer	NA	No	N/A	N/A
13	Bedford Water & Sewer, District	1	320	Yes	Meters, irrigation ordinance, education.	50%
14	Benmor Estates Improvement & Service District	1	2030	No	water meters	unknown
15	Big Horn Regional Joint Powers Board	8	2400 to 5200	Yes	no answer	no answer
16	Big Piney, Town of	6	120-901	Yes	NA	NA
17	Big Valley & Crossed Arrows Improvement District	1	90	Yes	None	NA
18	Bridger Valley Joint Powers Board	NA	NA	NA	No Answer	No Answer
19	Broken Wheel Ranch Improvement & Service District	1	300	No Answer	No Answer	No Answer
20	Buffalo Valley Water District	2	140	Yes	Voluntary	Unknown
21	Buffalo, City of	2	30	No	Tiered water rates, even and odd days irrigation	75,000,000 gal annually
22	Burlington, Town of	2	48	Yes	Our entire system is pvc pipe	No Answer
23	Burns, Town of	5	No Answer	Yes	Metering	Unknown
24	Byron, Town of	NA	NA	NA	None	NA
25	Cambria Improvement and Service District	0	none	No	Meters	unknown
26	Canyon Improvement and Service District	1	2100	No	Metered Services	no answer

**Wyoming Water Development Commission
2018 Wyoming Public Water Systems Report
Report #6: Wellhead Protection and Conservation Measures**

Entities in red font did not respond to current survey, most recent data given.

Row Number	Name of Entity	Number of Wells	Well Depth (ft.)	Wellhead Protection	Types of Conservation Measures	Estimated Water Savings
27	Casper, City of	0	NA	For CWRWS - yes	Voluntary	Unknown
28	Casper, City of Central Wyoming Regional Water System	29	38	Yes	Voluntary	Unknown
29	Cedar Hills Water Association	2	1500	No	No	NA
30	Centennial Water District	2	800, 860	Yes	Irrigation only in early morning and late evening in the heat of summer.	5-10%
31	Cheyenne Board of Public Utilities, City of	35	475	Yes	No watering between 10-5 (May 1st - Sept 1st). Wasting water, washing hard surfaces; more measure if it's a drought year, BMP's	10-15%
32	Chugwater, Town of	3	121	Yes	Voluntary, public education, Water restrictions during drought	No Answer
33	Clearmont, Town of	2	985	Unknown	No Answer	No Answer
34	Clearview Improvement & Service District	No Answer	NA	NA	Water rates tied to sewer rates. Education. Conditions set by Joint Powers Board	N/A
35	Cody, City of	0	NA	No	Meters and relatively high cost of water. Annual leak detection of the entire system. Customer discretion, with our raw water system for irrigation needs, treated water use is fairly conservative.	Unknown
36	Cokeville, Town of	2	173, 175	No	no answer	no answer
37	Cook Road Water District	2	2230' (1995), 2304' (2012 well)	No	Water meters	Unknown
38	Cooper Subdivision Mobile Home Park	1	100	No	no answer	NA
39	Cottonwood Acres Subdivision	4	70	Yes	Rotate Lawn Watering	No Answer
40	Countryside Court	1	50	Yes	None	NA
41	Countryside Water Users, Inc.	3	850	No	No	no answer
42	Cowley, Town of	1	2600	Yes	No Answer	No Answer
43	Crestview Improvement & Service District (formerly Crestview Estates Subdivision)	1	1600	No	Water meters	unknown
44	Dave Johnston Power Plant	1	No Answer	Yes	Leak protection	NA
45	Dayton, Town of	1	2600	Yes	We have a separate non-potable raw water system for irrigation for lawns and gardens	400000
46	Deaver, Town of	NA	NA	NA	Complete water system replacement - transmission & distribution	unknown at this time of the project
47	Dillman Estates	7	80' - 115'	Yes	None	NA
48	Dixon, Town of	NA	NA	No	No Answer	No Answer
49	Douglas, Town of	1	No Answer	Yes	Watering restrictions during sever drought conditions	Unknown; customer participation is encouraged and enforced if necessary

**Wyoming Water Development Commission
2018 Wyoming Public Water Systems Report
Report #6: Wellhead Protection and Conservation Measures**

Entities in red font did not respond to current survey, most recent data given.

Row Number	Name of Entity	Number of Wells	Well Depth (ft.)	Wellhead Protection	Types of Conservation Measures	Estimated Water Savings
50	Dubois, Town of	2	75	Yes	None. Meter the water makes people realize the water costs money.	No Answer
51	East Thermopolis, Town of	0	NA	No	no answer	no answer
52	Edgerton, Town of	Unknown	Unknown	No	No	No Answer
53	Eight Mile Improvement & Service District	1	1,994	No	Water meters	unknown
54	Elk Mountain, Town of	2	2974	Yes	Tiered Rates	Unknown
55	Encampment, Town of	NA	NA	No	Water meters, also have separate irrigation system with untreated water for lawns, gardens, etc.	unknown savings, but large burden removed from water plant by utilizing the irrigation system
56	Etna Water & Sewer District	1	450	Yes	No unrestricted hose ends	NA
57	Evanston, Town of	4	350	Yes	NA	NA
58	Evansville, Town of	0	NA	No	No Answer	No Answer
59	Fairview Water & Sewer District	1	125	No Answer	No Answer	No Answer
60	Force Road Joint Powers Board	2	1520	Yes	Odd - Even watering days.	50%
61	Fort Laramie, Town of	2	81	Yes	We have installed new water meter's with leak indications and they are addressed with property owner	Unsure, will have some information next year
62	Fox Ridge Subdivision Improvement & Service District	1	1,800	No	Water meters	Unknown
63	Frannie, Town of	0	NA	No	no answer	no answer
64	Freedom Hills Improvement and Service District	2	1,300 1,254	No	None	Unknown
65	Gardens North Home Owners Association	1	400	Yes	No	0
66	Gillette, City of	26	2598.5	Yes	Odd/Even Days, No watering on Mondays, Water budgets for large irrigators	UK
67	Glendo, Town of	2	550	Yes	watering during late evening and early morning, repairing broken lines and meters	50,000 gallons
68	Glenrock, Town of	4	1,230	Yes	Messages on Water Bills, Facebook page, and Webpage	18%
69	Grace Land Improvement & Service District	1	1770	Yes	Water meters	Unknown
70	Granger, Town of	0	NA	No	No	NA
71	Greater Smoot Water & Sewer District	1	350	Yes	Metered Water	no answer
72	Green River, City of	0	NA	NA	Changin meters out to radio read with base towers	Will identify leaks quicker
73	Green River/Rock Spring/Sw. Co Joint Powers Board	0	NA	NA	No Answer	No Answer
74	Green Valley Estates Improvement & Service District	1	1260	Yes	Water meters, also have separate irrigation system with untreated water for lawns, gardens, etc.	Unknown

**Wyoming Water Development Commission
2018 Wyoming Public Water Systems Report
Report #6: Wellhead Protection and Conservation Measures**

Entities in red font did not respond to current survey, most recent data given.

Row Number	Name of Entity	Number of Wells	Well Depth (ft.)	Wellhead Protection	Types of Conservation Measures	Estimated Water Savings
75	Greybull, Town of	3	3000	No	If needed during peak demand	Unknown
76	Gros Ventre North HOA	4	386	Not that I am aware of	None	no answer
77	Guernsey, Town of	3	137	Yes	Tiered Water Rates	Undetermined
78	Hanna, Town of	1	no answer	No	no answer	no answer
79	Happy Valley Pipeline	0	NA	No	no answer	no answer
80	Hartville, Town of	2	60 ft	Yes	Replace pumps and chlorinator.	NA
81	Heritage Village Water & Sewer District	3	1000	Yes	Odd - Even watering days.	50%
82	Hudson, Town of	11	30	Yes	Well in cemetary, park, canal fed water system through town for law irrigation versus treated water	To be determined
83	Hulett, Town of	1	NA	No Answer	No Answer	Not known
84	Indian Paintbrush Water District	3	350	No Answer	No Answer	No Answer
85	Jackson, Town of	7	120	Yes	Meters	50%
86	Jeffrey City Water and Sewer District	3	300	Unknown	Recommendations that are mentioned in the annual CCR Report	Unknown
87	Juby's Mobile Home Park	0	NA	Yes, City of Cody	NA	NA
88	Kaycee, Town of	2	2000, 1750	Yes	Water restrictions in place during summer months	200,000 gpd
89	Kemmerer-Diamondville JPB		NA	No Answer	No Answer	No Answer
90	LaBarge, Town of	0	NA	No Answer	No Answer	No Answer
91	LaGrange, Town of	2	100	Yes	No Answer	Unknown
92	Lance Creek Water & Sewer District	2	231	No	per gallon charge above minimum base	5000,000 gal year
93	Lander, City of	No Answer	No Answer	No Answer	No Answer	No Answer
94	Laramie, City of	11	770	Yes	Tiered water rates and conservation measures as needed	NA
95	Lingle, Town of	3	76	Yes	Voluntary and water saving ordinance	5% to 10%
96	Lovell, Town of	No Answer	NA	No Answer	No Answer	No Answer
97	Lucerne Water & Sewer District	0	NA	Yes, through the Big Horn Regional.	NA since we are a consecutive system from the Big Horn Regional.	NA
98	Lusk, Town of	4	423	Yes	Extra charge for usage above the minimum	NA
99	Lyman, Town of	0	NA	No	TR, WO	NA
100	Manderson, Town of	0	no answer	No	No Answer	No Answer
101	Marbleton, Town of	7	500	Yes	No Answer	No Answer
102	Meadow Springs Improvement & Service District	1	992	No	None	Unknown
103	Means First Extension Water & Sewer District	3	1,075 1,030	No	Water meters	Unknown
104	Medicine Bow, Town of	4	773	Yes	Metered and pressure monitoring	30 percent
105	Meeteetsee, Town of	No Answer	NA	NA	No Answer	No Answer

**Wyoming Water Development Commission
2018 Wyoming Public Water Systems Report
Report #6: Wellhead Protection and Conservation Measures**

Entities in red font did not respond to current survey, most recent data given.

Row Number	Name of Entity	Number of Wells	Well Depth (ft.)	Wellhead Protection	Types of Conservation Measures	Estimated Water Savings
106	Melody Ranch Improvement and Service District	2	111	No	Water meters	Not determined
107	Midwest, Town of	0	NA	No	No Answer	No Answer
108	Miller Lower Mobile Home Park	2	225, 400	Yes	no answer	no answer
109	Mills, Town of	7	35	Yes	No Answer	No Answer
110	Moorcroft, Town of	6	420 - 658	Yes	Fence around well head and cement pad around wellhead and building around them	none
111	Mountain View Estates	No Answer	No Answer	No Answer	No Answer	NA
112	Mountain View, Town of	0	NA	NA	NA	NA
113	Natrona County International Airport	NA	NA	NA	NA	NA
114	Newcastle, City of	4	3000	Yes	Meters	no answer
115	North Platte Water & Sewer District	0	NA	No	None	NA
117	Northwest Rural Water District	NA	NA	NA	Tiered rates	5 million gallons annually
118	Opal, Town of	3	495	Unknown	None	NA
119	Orchard Valley Water Co.	2	252	Yes	Water restrictions in summer months.	No Answer
120	Osage Water District	1	2100	Yes	Metering	No Answer
121	Osmond Pipeline Company	0	NA	Yes	Monitor for leaks and customer support	NA
123	Peoples Improvement and Service District	1	1420	No	Well services are metered	NA
124	Pine Bluffs, Town of	10	180	Yes	Summer Water Restrictions	Approximately 45,000 gal/day
125	Pine Haven, Town of	2	3400	Yes	No Answer	No Answer
126	Pinedale Municipal Water System	0	NA	No	No	No Answer
127	Pineview Im. & Svc. District (formerly: Glory Hole Homeowners Association)	1	1,280	No	None	Unknown
128	Pioneer Water & Sewer District	NA	NA	NA	Low monthly allowance and tiered rate structure	500,000
129	Pleasant View Water Co, Inc.	0	none	No	Water is restricted when City of Casper tells us to.	The most water is used in the summer time.
130	Point of Rocks, Town of	2	300	Yes	Strict oversight by management	unknown
131	Poison Spider Improvement & Service District	NA	NA	No Answer	No Answer	No Answer
132	Powell, City of	0	NA	NA	N/A	NA
133	Rafter D Improvement & Service District	1	1,500	No	Water meters	Unknown
134	Rafter J ISD	4	165	Yes	None	NA
136	Ranchester, Town of	NA	NA	No Answer	No Answer	No Answer
137	Rawlins, City of	3	1500 feet	Yes	NA	NA
138	Red Lane Domestic Water, Inc.	0	no answer	No	None	NA
139	Riverside Mobile Home Court LLC	2	Unknown	Yes	No Answer	No Answer
140	Riverton, City of	13	750	Yes	Tiered rates	No Answer
141	Rock River, Town of	NA	NA	NA	None	No Answer
142	Rock Springs, City of	NA	NA	NA	Reclaimed water for Irrigation	1,000,000 gal/day
143	Rolling Hills, Town of	4	1741	Yes	Information to residents in newsletters and packets available at town hall	No Answer

**Wyoming Water Development Commission
2018 Wyoming Public Water Systems Report
Report #6: Wellhead Protection and Conservation Measures**

Entities in red font did not respond to current survey, most recent data given.

Row Number	Name of Entity	Number of Wells	Well Depth (ft.)	Wellhead Protection	Types of Conservation Measures	Estimated Water Savings
144	Rozet Ranchettes Improvement & Service District	1	1,200	No	Water meters	Unknown
145	Salt Creek Joint Powers Board	NA	NA	NA	No Answer	No Answer
146	Saratoga, Town of	5	300 +	Yes	Tiered Rules- Cost increases with usage	5%
147	Shell Valley West Water & Sewer	0	NA	No	None	None
148	Shell Water Users, Inc.	0	NA	No	none	unknown
149	Sheridan, City of	NA	NA	NA	No Answer	No Answer
150	Shoshone Municipal Pipeline	0	NA	No	Our rates and the rates charged by the entities we sell to are high enough to be considered conservation rates.	Unknown
151	Shoshoni, Town of	4	580, 620, 1051, 1040	Yes	no answer	no answer
152	Sierra Madre Water & Sewer Joint Powers Board	3	489	Yes	Customers are asked to conserve, installed AMR system for leak detection	Unknown - Not measured
153	Sinclair, Town of	0	N/A	No	Mandatory water restrictions during drought years	unknown
155	Sleepy Hollow Subdivision (formerly Central Campbell County Improvement & Service District)	4	2560	Yes	None	NA
156	South Big Horn County JPB	2	5300, 5400	Yes	No	NA
157	South Cheyenne Water and Sewer District	NA	NA	No Answer	We follow the Board of Public Utilities Conservation measures/provider to the district	No Answer
159	South Fork Improvement & Service District	1	1530	No	no answer	no answer
160	South of Laramie Water & Sewer District	0	NA	No	NA	A lot of our customers use wells to water lawns, trees, shrubs, etc.
161	South Thermopolis Water & Sewer District	0	NA	No Answer	No	NA
162	South Torrington Water & Sewer District	NA	NA	Yes	Irrigation scheduling for residential watering	Unknown
163	South Worland Water Users	NA	NA	No Answer	Our water rates encourage water conservation	No Answer
164	Southside Well I&S District	1	1,900	Yes	Voluntary restrictions on use	500,000
165	Spring Creek Improvement District	2	250	Yes	No	NA
166	Squaw Creek Water District	2	30	No	TR	NA
167	Star Valley Ranch, Town of	3	117	Yes	No Answer	No Answer
168	Star Valley Trailer Court	1	160	Yes	Daily Monitoring of total use at source	No Answer
169	Stone Gate Estates Improvement & Service District	2	1706, 1620	No	Water meters	Unknown
170	Sundance West Water District	NA	NA	No Answer	No Answer	No Answer
171	Sundance, City of	3	1200	No Answer	No Answer	No Answer
172	Sundance, City of (In cooperation with Sundance West Homeowners Association)	NA	NA	No	No Answer	No Answer
173	Sunridge Estates	1	440	Yes	Encourage to conserve	Unknown
174	Sunset Ranch Water District	0	NA	No	meters	unknown
175	Superior, Town of	3	1700, 1720, 968	No	no answer	no answer
176	Sylvan Bay Homeowners Assn.	0	NA	Yes	NA	NA

**Wyoming Water Development Commission
2018 Wyoming Public Water Systems Report
Report #6: Wellhead Protection and Conservation Measures**

Entities in red font did not respond to current survey, most recent data given.

Row Number	Name of Entity	Number of Wells	Well Depth (ft.)	Wellhead Protection	Types of Conservation Measures	Estimated Water Savings
177	Targhee Town Water District	3	220 to 450	No	Educational Info to Customers	unknown
178	Ten Sleep, Town of	2	1,000	Yes	metering	unknown
179	Teton Village Water & Sewer District	5	160	No Answer	No Answer	No Answer
180	Thayne, Town of	1	310	No	No Answer	No Answer
181	Thermopolis, Town of	3	45	No	N/A	N/A
182	Torrington, City of	4	120	Yes	Full time lawn watering restrictions	0.53
183	Upton, Town of	3	3400	No	NA	NA
184	Vista West Improvement & Service District	2	1270	Unknown	None	None
185	Vista West Water Co	No Answer	NA	No Answer	No Answer	No Answer
186	Wamsutter, Town of	3	2820 ft.	Yes	Meters	NA
187	Wardwell Water & Sewer District	No Answer	NA	NA	none	None
188	Warm Springs Water District	1	560	No	Voluntary\	Unknown
189	Washakie Rural Improvement & Service District	0	NA	No	NA	NA
190	Water Unlimited Inc	1	2700	Yes	No Answer	No Answer
191	Wessex Improvement and Service District	1	600	No	No Answer	No Answer
192	West End Water District	1	2775	Yes	No	NA
193	West Gros Ventre Butte Water District	2	520	No	None	None
194	Westview Village Subdivision	1	280	Yes 0 it is included in a pump house	None	NA
195	Wheatland, Town of	8	530 average	No	Year round water restrictions.	Unknown
196	Worland, City of	No Answer	2827	Yes	Meter Improvements, back flow devices, leak detection, public education	No Answer
197	Wright Water & Sewer District	6	2400, 3000	Yes	none	none
198	Yoder, Town of	4	150	yes	None	No Answer